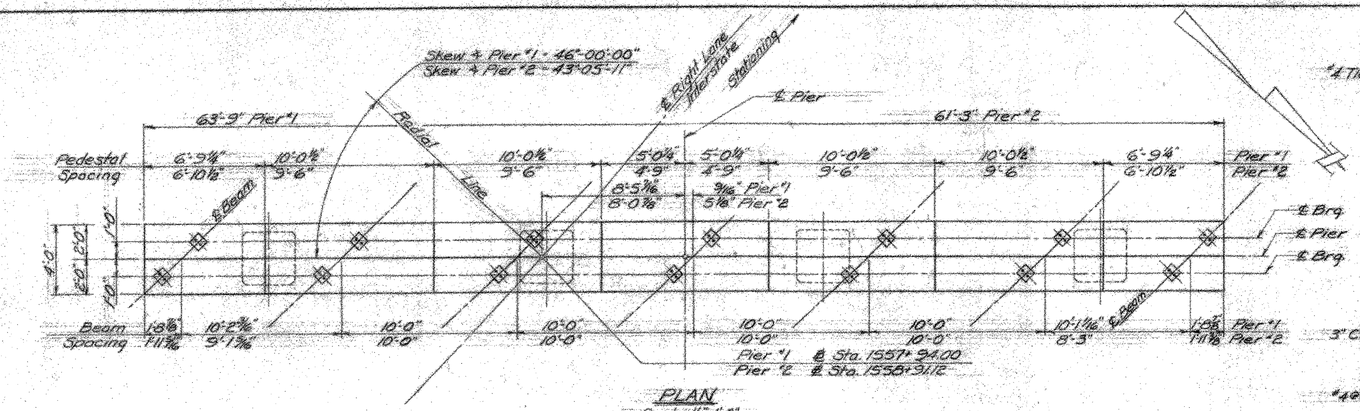

PLAN
Scale: 1/4"=1'-0"

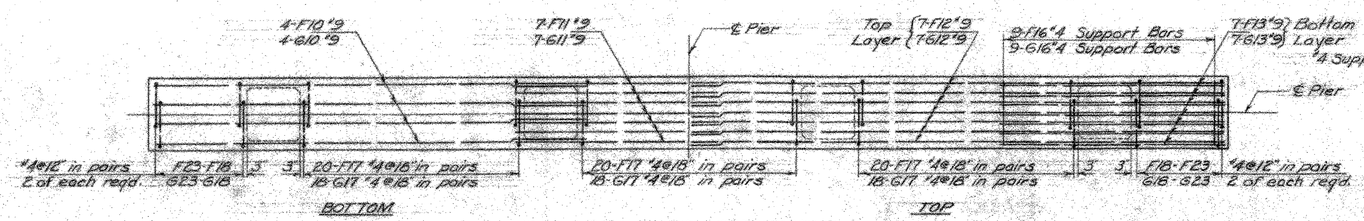

CAP BEAM REINFORCEMENT
Scale: 1/4"=1'-0"

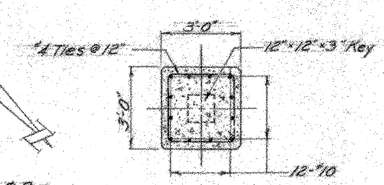

SECTION B-B
Scale: 3/8"=1'-0"

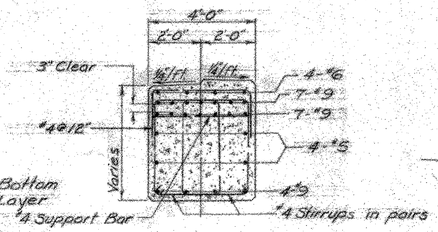

SECTION C-C
Scale: 3/8"=1'-0"

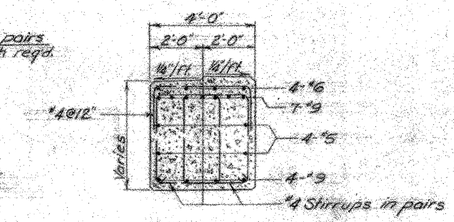

SECTION D-D
Scale: 3/8"=1'-0"

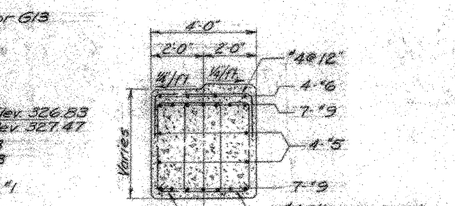

SECTION E-E
Scale: 3/8"=1'-0"

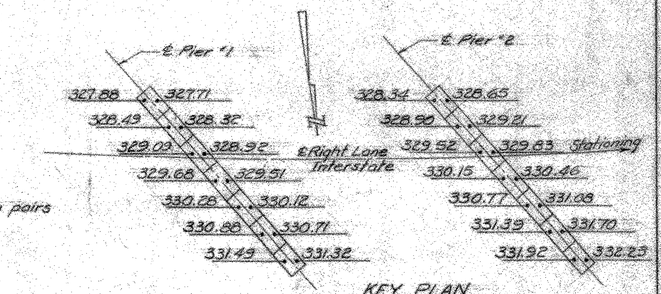

KEY PLAN
No Scale

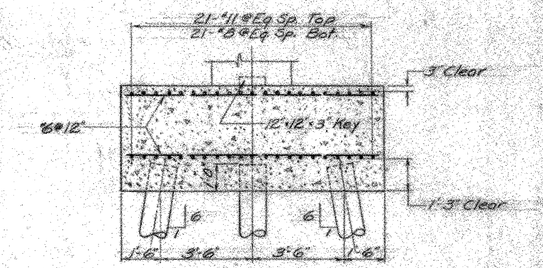

SECTION A-A
Scale: 3/8"=1'-0"

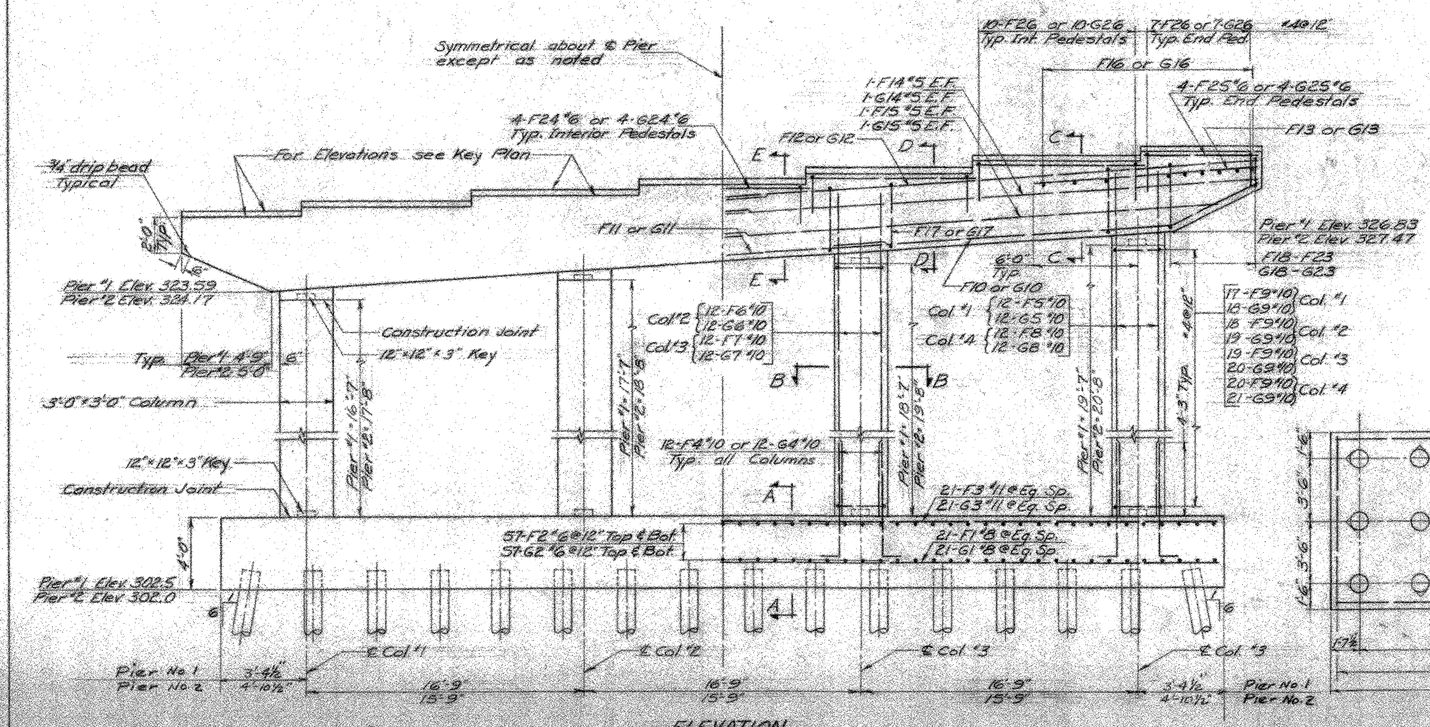

ELEVATION
Scale: 1/4"=1'-0"

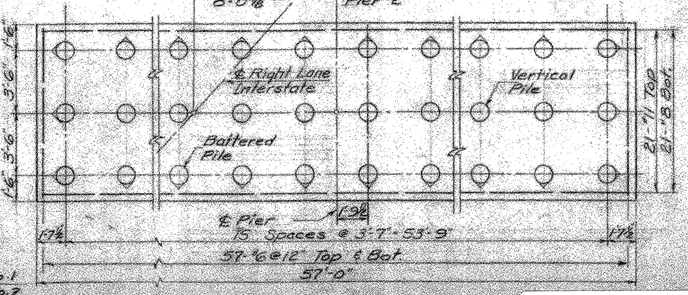

FOOTING PLAN
Scale: 1/4"=1'-0"

ESTIMATED QUANTITIES

ITEM NO.	ITEM	PIER NO.	TOTAL		FINAL
107	Structure Excavation, (cubic yards)	1	~~86~~		95
		2	~~79~~		92
401.B	Concrete Class B Mod. (cubic yards)	1	149		149
		2	150		150
407	Asphaltic-Asbestos Coating (square yards)	1	~~27~~		30
		2	~~26~~		30
502.B	Treated Timber Piling (linear feet)	1	~~1440~~		1,344
		2	~~1440~~		1,344

NOTES

1. For General Notes see bridge sheet 2.
2. For beam angles see Framing Plan, bridge sheet 11.
3. Bridge seats to be sloped ¼" per foot and coated with Asphaltic-Asbestos Coating, Item 407, (⅛" thick) after superstructure is in place.
4. For design purposes the maximum pile load does not exceed 20 tons. Estimated pile length = 30'
5. For reinforcing bar schedule see bridge sheet 17.
6. Pier #1 reinforcing bar marks begin with letter "F".
7. Pier #2 reinforcing bar marks begin with letter "G".

VERMONT
STATE HIGHWAY DEPARTMENT
TOWNS OF BOLTON – RICHMOND
INTERSTATE ROUTE 89

INTERSTATE BRIDGE OVER US-2
RICHMOND INTERCHANGE
PIERS
RIGHT LANE

McFARLAND – JOHNSON
CONSULTING ENGINEERS
BINGHAMTON, NEW YORK

DESIGNED: H.G.C.	CHECKED: L.H.S.	DATE: 7-25-61	
DRAWN: D.A.S.	IN CHARGE: H.G.C.	SCALE: AS SHOWN	

PROJECT NO. I 89-2(8) SH. 123 OF 661

CONTRACT NO. 4 BRIDGE SHEET 10 OF 18

RICHMOND
IM 089-2(38) - BR 56 N&S
This sheet for information only.
Sheet 33 of 43