STATE OF VERMONT
AGENCY OF TRANSPORTATION

TRAFFIC SIGN SUMMARY SHEET 34

MILE MARKER, STATION OR SIGN NUMBER	SIGN LEGEND	SIGN DIMENSIONS E A	WIDTH (in)	HEIGHT (in)	NEW & SALVAGED SIGNS "A"	"B"	SALV SIGN	SALV TIS	EXIST POST RETAIN	SALVAGE	NEW SIGN POSTS NO. OF POSTS	FLANGED CHANNEL lb/ft 1.12	2.0	3.0	SQUARE STEEL (in) lb/ft 1.75 1.88	2.0 2.42	2.5 3.35	ANCHOR	SLEEVE	TUBULAR ALUMINUM DIA (in) lb/ft 3.0 1.3	4.0 1.7	4.0Mod 1.7	TUBULAR STEEL DIA (in) lb/ft FND-ATION	3.0 7.6	3.5 9.0	4.0 10.8	5.0 14.6	W-SHAPE STEEL FTG. SIZE 24"	30"	WEIGHT	POST SIZE	SIGN FRAME	REMARKS	SIGN DETAIL DETAIL ON SHEET NUMBER	STD. SHEET NUMBER
INT #10 0.070 RAMP A RT		1	36	36	9.00						2					X		2														W3-1a		
0.071 RAMP A LT		1	12	36	3.00						1				X			1														OM-3L		
0.071 RAMP A RT		1	12	36	3.00						1				X			1														OM-3R		
0.155 RAMP A RT		1 1 1	24 24 24	12 12 12	2.00 2.00 2.00																											M3-3 GREEN ON WHITE M4-5 BLACK ON WHITE M3-1 GREEN ON WHITE		
		1 1 1	30 24 30	24 24 24	5.00 4.00 5.00																											M1-5 M1-4 M1-5		E-136B E-136B
	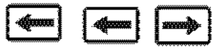	1 1 1	21 21 21	15 15 15	2.19 2.19 2.19						2										X											#3B	M6-1 GREEN ON WHITE M6-1 BLACK ON WHITE M6-1 GREEN ON WHITE		
0.185 RAMP A RT	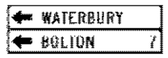	1 1	72 72	12 12	6.00 6.00																											D1-1 D1-1a		E-123 E-123
	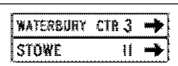	1 1	72 72	12 12	6.00 6.00						2										X												D1-1a D1-1a		E-123 E-123
0.215 RAMP A RT	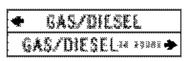	1 1	72 72	10 10	5.00 5.00																											VD-502G VD-502G		
		1 1	72 72	10 10	5.00 5.00																											VD-502F VD-502L		
		1 1	72 72	10 10	5.00 5.00																											VD-502I VD-502C		
		1	72	10	5.00						2										X											VD-502C		
0.247 RAMP A RT		1	36	30	7.50						2					X		2														VR-925		E-145A
0.260 RAMP A LT		1	36	24	6.00																											R5-1a		
		1	24	24	4.00						2					X		2														R9-4a		
0.260 RAMP A RT		1	36	24	6.00						2					X		2														R5-1a		
												FT	FT	FT	FT 25.2	FT 115.1	FT		EA.	LB	LB 195.5	LB		LB	LB	LB	LB							
SUBTOTALS SHEET 34					SF 124.07	SF	EA.	SF				FT			FT 140.3					LB 195.5			EA.	LB				EA.	EA.	LB				

FINAL POST LENGTHS ARE TO BE DETERMINED IN THE FIELD. POST SIZES ARE COMPUTED BASED ON INFORMATION FURNISHED ON THE STANDARD SHEETS AND THE VTRANS "SIGN POST DESIGN GUIDELINE".

PROJECT NAME: WATERBURY - WINOOSKI
PROJECT NUMBER: IMG SIGN(18)

FILE NAME:	090124 tss int10.xls	PLOT DATE:	10/27/2009
PROJECT LEADER:	CRB	DRAWN BY:	JH
DESIGNED BY:	BDB	CHECKED BY:	DAM
TRAFFIC SIGN SUMMARY SHEET # 34		SHEET 92	OF 174