STATE OF VERMONT
AGENCY OF TRANSPORTATION

TRAFFIC SIGN SUMMARY SHEET 53

MILE MARKER, STATION OR SIGN NUMBER	SIGN LEGEND	SIGN DIMENSIONS EA	WIDTH (in)	HEIGHT (in)	NEW & SALVAGED SIGNS "A"	"B"	SALV SIGN	SALV TIS	EXIST POST RETAIN	SALVAGE	NEW SIGN POSTS NO. OF POSTS	FLANGED CHANNEL lb/ft 1.12	2.0	3.0	SQUARE STEEL (in) lb/ft 1.75 1.88	2.0 2.42	2.5 3.35	ANCHOR	SLEEVE	TUBULAR ALUMINUM DIA (in) lb/ft 3.0 1.3	4.0 1.7	4.0Mod 1.7	TUBULAR STEEL DIA (in) lb/ft FND-ATION	3.0 7.6	3.5 9.0	4.0 10.8	5.0 14.6	W-SHAPE STEEL FTG. SIZE 24"	30"	WEIGHT	POST SIZE	SIGN FRAME	REMARKS	SIGN DETAIL DETAIL ON SHEET NUMBER	STD. SHEET NUMBER
2.905 VT 2A RT		1	24	12	2.00																												M3-1 WHITE ON BLUE		
		1	24	12	2.00																												M3-1 GREEN ON WHITE		
		1	24	12	2.00																												M3-3 WHITE ON BLUE		
		1	24	24	4.00																												M1-1		
		1	24	24	4.00																												M1-5		E-136B
		1	24	24	4.00																												M1-1		
	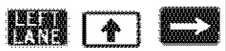	1	21	15	2.19																													151	
		1	21	15	2.19						2												2	X							#3	M6-3 GREEN ON WHITE		
		1	21	15	2.19																												M6-1 WHITE ON BLUE		
2.905 VT 2A RT		1	24	12	2.00																												M3-3 WHITE ON BLUE		
		1	24	24	4.00																												M1-1		
	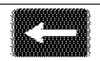	1	21	15	2.19						1					X		1															M6-1 WHITE ON BLUE		
2.936 VT 2A RT		1	30	30	6.25						1					X		1															VR-923		E-145A
2.944 VT 2A LT		1	72	12	6.00																												D1-1a		E-123
		1	24	12	2.00																												M3-3 WHITE ON BLUE		
		1	24	24	4.00																												M1-1		
	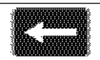	1	21	15	2.19						1					X		1															M6-1 WHITE ON BLUE		
2.965 VT 2A RT		1	72	12	6.00																												D1-1a		E-123
		1	24	12	2.00																												M3-1 WHITE ON BLUE		
		1	24	24	4.00																												M1-1		
		1	21	15	2.19						2									X													M6-1 WHITE ON BLUE		
2.975 VT 2A O/H	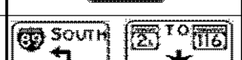	1	84	48		28.00																											SALVAGE EXISTING OVERHEAD TRAFFIC SIGN	146	
		1	90	48		30.00																											SUPPORT - MULTI-SUPPORT	146	
												FT	FT	FT	FT	FT 45.4	FT		EA.	LB 49.2	LB	LB		LB 185.5	LB	LB	LB								
SUBTOTALS SHEET 53					SF 67.39	SF 58.00	EA.	SF				FT			FT 45.4					LB 49.2			EA. 2	LB 185.5				EA.	EA.	LB				

FINAL POST LENGTHS ARE TO BE DETERMINED IN THE FIELD. POST SIZES ARE COMPUTED BASED ON INFORMATION FURNISHED ON THE STANDARD SHEETS AND THE VTRANS "SIGN POST DESIGN GUIDELINE".

PROJECT NAME: WATERBURY - WINOOSKI
PROJECT NUMBER: IMG SIGN(18)

FILE NAME:	090124 tss int11 12.xls	PLOT DATE:	10/27/2009
PROJECT LEADER:	CRB	DRAWN BY:	SRB
DESIGNED BY:	BDB	CHECKED BY:	DAM
TRAFFIC SIGN SUMMARY SHEET # 53		SHEET 111 OF 174	