	DESCRIPTION AND SIZE	
1	GALVANIZED MESH	1/8" DIA
2	SUPPORT WIRE ROPE	3/4" DIA
3	WIRE MESH ROPE ANCHOR	3/4" DIA
4	SEAM WIRE ROPE	5/16" DIA
5	SHACKLE WIRE ROPE	1" DIA
6	WIRE ROPE CLIPS	3/4"

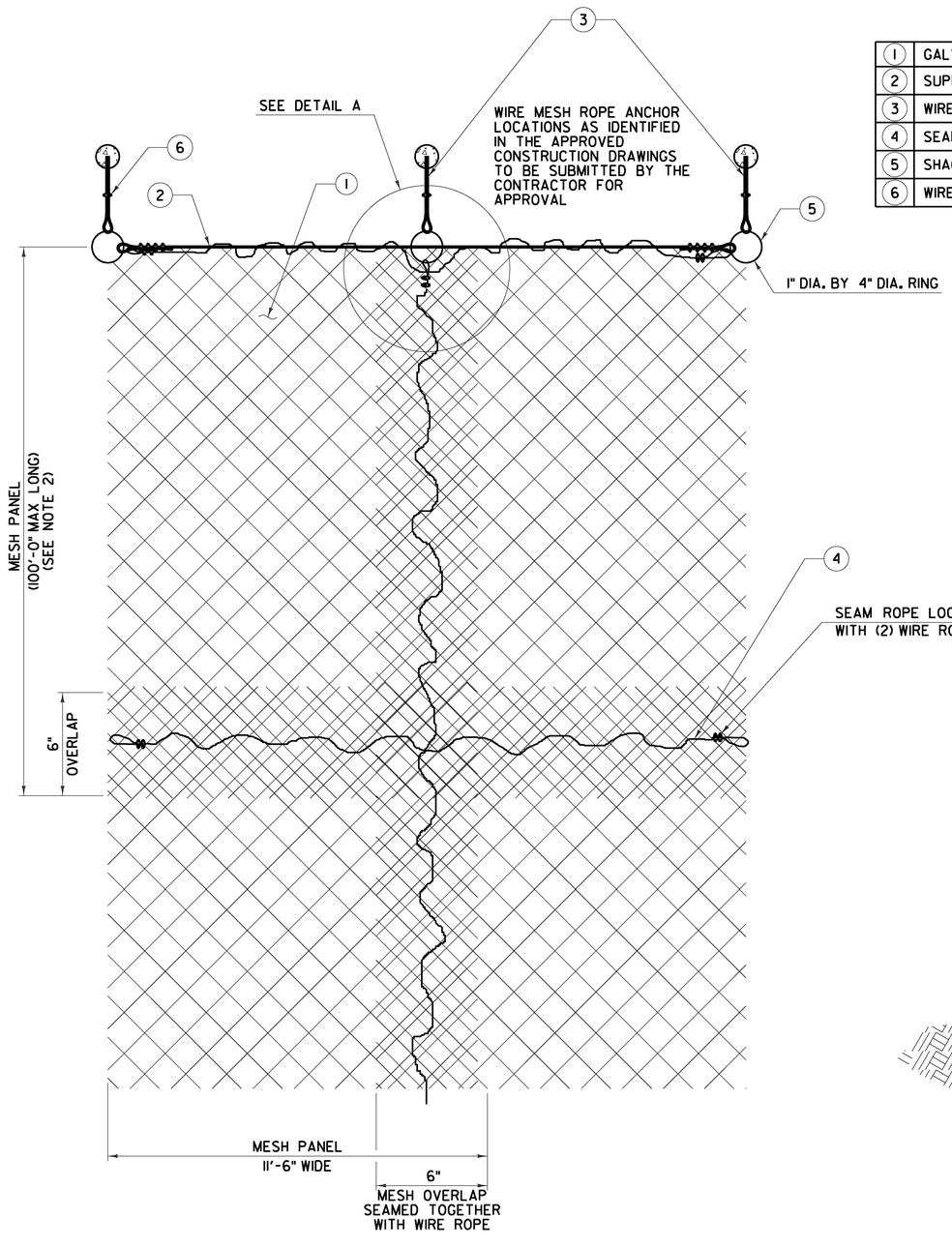

FRONT VIEW

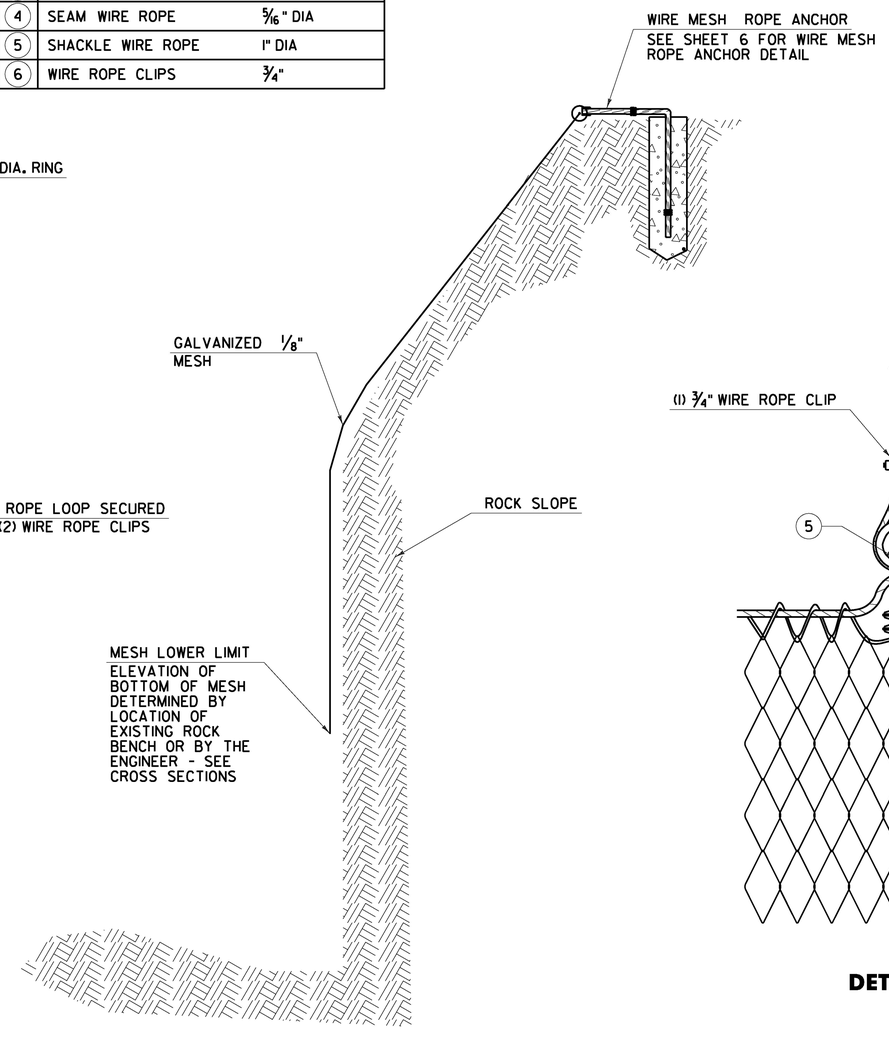

CROSS SECTION

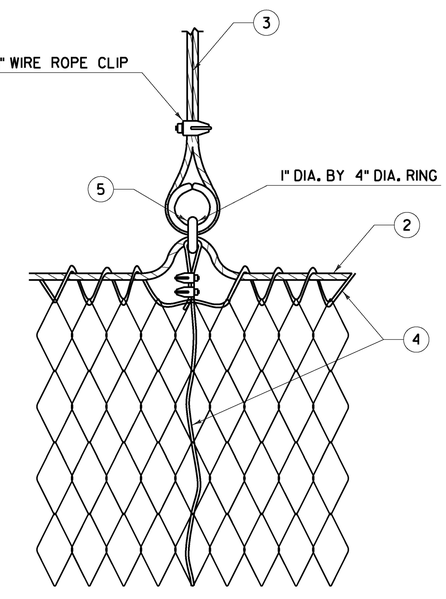

DETAIL A

NOTES:

1. WIRE MESH ROCK SLOPE PROTECTION SYSTEM TO BE PAID FOR UNDER SPECIAL PROVISION 900.670 (WIRE MESH ROCK SLOPE PROTECTION SYSTEM).
2. SEE CROSS SECTIONS FOR TOTAL LENGTH OF MESH PANEL.

WIRE MESH ROCK SLOPE PROTECTION SYSTEM DETAIL

(SEE NOTE 1)

NOT TO SCALE

CHA

PROJECT NAME: RYEGATE	
PROJECT NUMBER: IM 091-2(80)	
FILE NAME: z13a368detail02.dgn	PLOT DATE: 3/30/2017
PROJECT LEADER: D. GOZALKOWSKI	DRAWN BY: J. HEALD
DESIGNED BY: M. QUINN	CHECKED BY: J. SHIELDS
DETAIL SHEET 2	SHEET 5 OF 61

FILE NAME = V:\Projects\ANY\K4\29741\CADD_MSTN\13a368\Consultants\Highway\z13a368detail02.dgn
DATE/TIME = 3/30/2017
USER = 5323