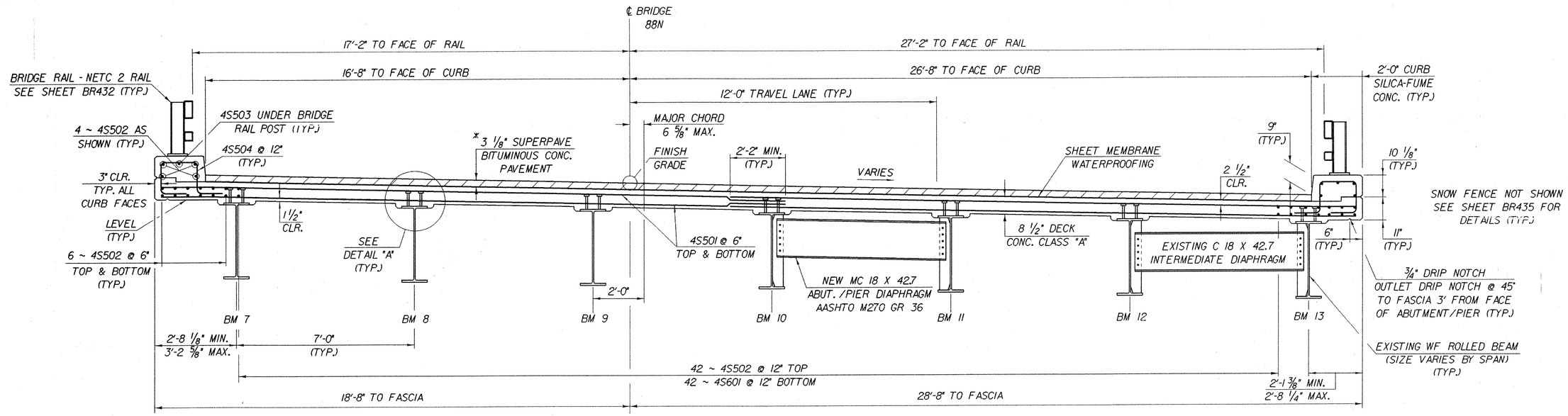

* 1ST LIFT: 1 3/8" TYPE IVS
2ND LIFT: 1 3/4" TYPE IIIS

BRIDGE 88N TYPICAL SECTION

SCALE: 1/2" = 1'-0

NOTE: SEE DECK REINFORCING PLAN SHEETS FOR ADDITIONAL REINFORCING OVER PIERS

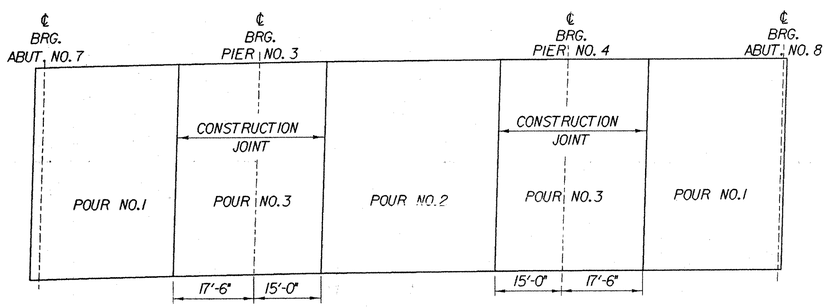

DECK POUR SEQUENCE

NTS

NOTES

1. SUBJECT TO APPROVAL BY THE ENGINEER, POURS NO.1 AND NO.2 MAY BE PERFORMED THE SAME DAY PROVIDED THAT THE MAXIMUM TIME SPAN OF THE POUR IS EIGHT HOURS. THE INDICATED POURING SEQUENCE SHALL BE FOLLOWED AND A RETARDING ADMIXTURE USED SO THAT THE DECK CONCRETE WILL NOT SET UP UNTIL ALL OF THE POUR HAS BEEN MADE. PAYMENT FOR THE RETARDING ADMIXTURE SHALL BE SUBSIDIARY TO ITEM 501.22, "CONCRETE, CLASS A".
2. ALL INDIVIDUAL DECK POURS SHALL START FROM THE LOW END (RELATIVE TO GRADE).
3. THERE SHALL BE A MINIMUM DELAY PERIOD OF 96 HOURS BETWEEN ADJACENT DECK POURS. TRANSVERSE BRIDGE SLAB CONSTRUCTION JOINTS AS SHOWN ON SHEET BR431 SHALL BE USED BETWEEN ADJACENT POURS.
4. ANY POURING SEQUENCE OTHER THAN THAT INDICATED ON THIS SHEET SHALL BE SUBMITTED IN WRITING TO THE STRUCTURES ENGINEER FOR APPROVAL.

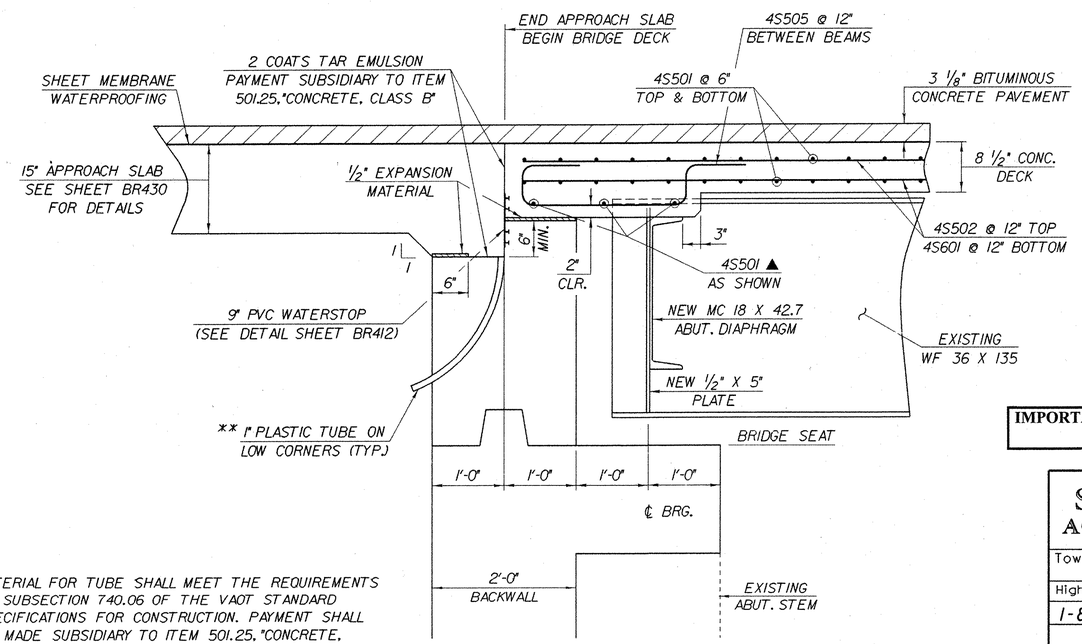

** MATERIAL FOR TUBE SHALL MEET THE REQUIREMENTS OF SUBSECTION 740.06 OF THE VAOT STANDARD SPECIFICATIONS FOR CONSTRUCTION. PAYMENT SHALL BE MADE SUBSIDIARY TO ITEM 501.25, "CONCRETE, CLASS A".

END DETAIL @ ABUTMENT NO. 7

(NORMAL TO ℄ BEARING)
SCALE: 1" = 1'-0"

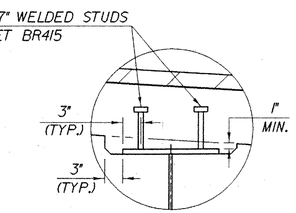

DETAIL "A"

SCALE: 1" = 1'-0"

IMPORTANT NOTE: BRIDGE FINISHED GRADES ARE CENTERLINE GRADES.

STATE OF VERMONT
AGENCY OF TRANSPORTATION

Town Of FAIRFAX-FAIRFIELD-ST. ALBANS	Bridge No. 88N
Highway No. I-89	Log Sta. / Surv. Sta.
I-89 OVER ST. ALBANS SOUTH STATE HIGHWAY (EXIT 19)	
88N BRIDGE DECK DETAILS	
Designed By J. ARMSTRONG	Drawn By K. CHISHOLM
Checked By M. LOZIER Date 2/00	Bridge Design Supervisor R.R. WHITCOMB Date 2/00
PROJECT FAIRFAX-FAIRFIELD-ST. ALBANS	PROJECT NO. IM 089 - 3 (27)
I.G.C. Info. 96a056\Structures\sa056sp4.dgn	sa056bt21
Bridge Sheet No. BR411	Sheet 163 of 370

PLOTTED 21-SEP-2000