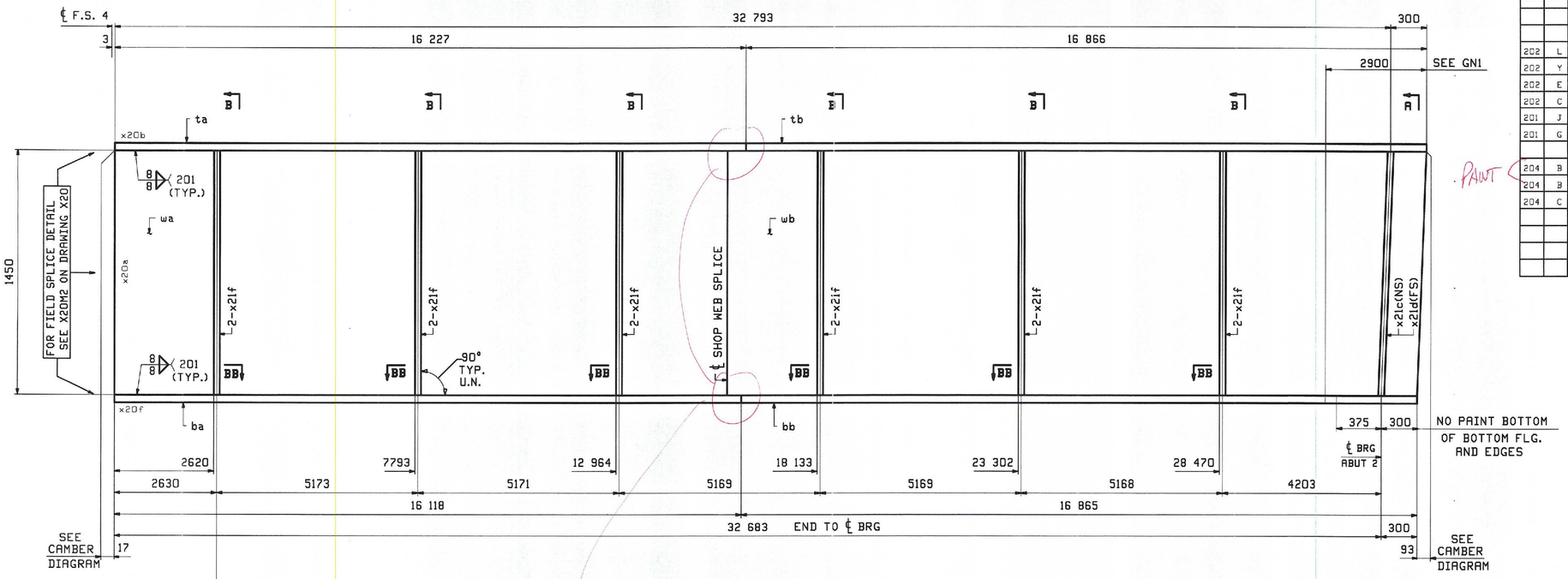

PAINT

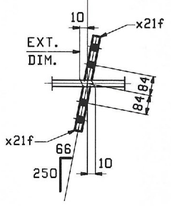

SECTION BB

ONE - GIRDER - 219G3E (DEV.)

FOR FIELD SPLICE DETAILS SEE SHT.X20.
FOR GIRDER STANDARDS SEE SHT.X21.
FOR CAMBER DIAGRAM SEE SHT.C203.
FOR FLANGE DIAGRAM SEE SHT.F205.
FOR GENERAL NOTES SEE SHT.GN1.

Per Drawing BR 287 "Girder Elevation (Ramp D)" and VTRans Structures Design Manual Section 20.6; "Shop flange butt welds and Shop web butt welds shall preferably have a 600 mm offset".

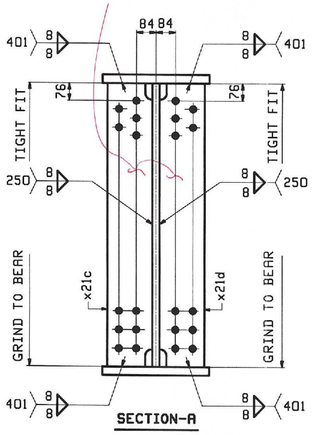

PAINT

SECTION-A

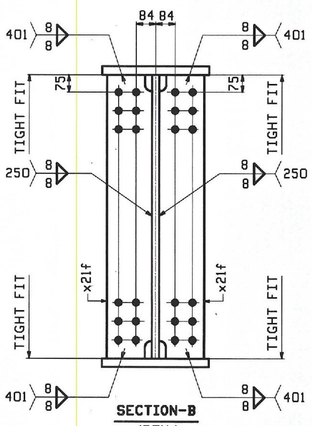

SECTION-B (DEV.)

ABM INFO		SHIP	BILL OF MATERIAL					JOB NO. 408-2	DRAWING NO. 219	REV.
PAGE	LINE	MARK	QTY	MARK	MATERIAL	LENGTH m	LENGTH mm	REMARKS	WT	PROCUREMENT NOTES
		219G3E	1		GIRDER				15266 kg 33655 lbs	
202	L		1	wa	PL 18x1450	15	753	M270M-345WT2 (H2-3)		
202	Y		1	wb	PL 18x1450	17	340	M270M-345WT2 (H2-3)		
202	E		1	ta	PL 25x460	16	227	M270M-345WT2 (H2-3)		
202	C		1	tb	PL 25x460	16	866	M270M-345WT2 (H2-3)		
201	J		1	ba	PL 42x460	16	118	M270M-345WT2 (H2-3)		
201	G		1	bb	PL 42x460	16	865	M270M-345WT2 (H2-3)		
204	B		1	x21c	PL 25x200	1	452	M270M-345WT2 (H2-3)		
204	B		1	x21d	PL 25x200	1	452	M270M-345WT2 (H2-3)		
204	C		12	x21f	PL 14x200	1	450	M270M-345WT2 (H2-3)		

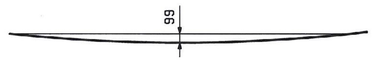

PLAN VIEW

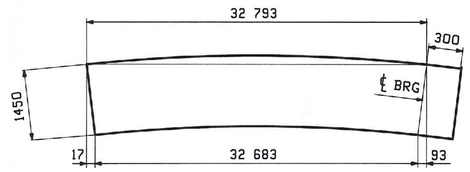

DEV. ORIENTATION DIAGRAM
FOR CAMBER SEE DWG C203

TVGA CONSULTANTS
☐ NO EXCEPTIONS TAKEN ☐ REJECTED
☒ FURNISH AS CORRECTED
☐ REVISE AND RESUBMIT
ENGINEER has reviewed Shop Drawings and Samples and other data which Contractor is required to submit, only for conformance with the information given in the Contract Documents and compatibility with the design concept of the completed Project as a functioning whole as indicated in the Contract Documents. Such reviews do not extend to means, methods, techniques, sequences or procedures of construction or to safety precautions and programs incident thereto. Such reviews do not extend to any LEED certification or accreditation. Contractor is responsible for dimensions to be confirmed and correlated at the job site; for information that pertains solely to the fabrication processes or to techniques of construction; and for coordination of the work of all trades.
BY JM
DATE 17-05-09

REV.	DATE	REMARKS	DWN	CHK	APVL	SHOP
0					SEP 04 2009	

MATERIAL:	SURFACE PREP. & PAINT:	HOLES:	SHOP BOLTS:
AS NOTED	SEE DWG GN1	15/16"Ø	NONE

DESCRIPTION: GIRDER - 219G3E

CASCO BAY STEEL STRUCTURES, INC.
75 SPRING HILL ROAD SACO, MAINE 04072
PHONE (207) 282-7360 FAX. (207) 282-1179
TENSOR 2006-2

STRUCTURE:	RAMP D VT RTE 279 OVER WALLOOMSAC RIVER BRIDGE NO. B15N BENNINGTON COUNTY	DRAWN: WR	DATE: 07/13
		CHKD: DO	DATE: 08/17
LOCATION:	BENNINGTON, VERMONT	JOB NO.	DWG NO.
PROJ NO.	AC NH 019-1(51)	408-2	219
CUSTOMER:	KUBRICKY CONSTRUCTION		REV. △

Mon, Aug 24, 2009 03:35:35 PM /users/jake/2886-2/219.Rev0