FORM INFO		SHOP	BILL OF MATERIAL					JOB NO.	DRAWING NO.	REV.
								521	33	
PAGE	LINE	MARK	QTY	MARK	MATERIAL	LENGTH m	LENGTH mm	REMARKS	WT	PROCUREMENT NOTES
		33CF1	2		CROSSFRAMES				169 kg 372 lb	
		33CF3	2		CROSSFRAMES				169 kg 372 lb	
5	B		4	a33	L 102x102x9.5	1	971		28 kg 61 lb	
5	C		4	b33	L 102x102x9.5	2	021		30 kg 85 lb	
5	M		4	c33	L 102x102x9.5	1	024		15 kg 33 lb	
5	M		4	d33	L 102x102x9.5	1	061		16 kg 34 lb	
5	D		8	mlv	PL 13x360	0	480		16 kg 49 lb	
5	E		8	mlw	PL 13x165	0	360		8 kg 13 lb	
5	F		4	mly	PL 13x375	0	780		30 kg 88 lb	
		33CF2	2		CROSSFRAMES				168 kg 372 lb	
		33CF4	2		CROSSFRAMES				169 kg 372 lb	
5	B		4	a33	L 102x102x9.5	1	971		28 kg 61 lb	
5	C		4	b33	L 102x102x9.5	2	021		30 kg 85 lb	
5	M		4	f33	L 102x102x9.5	1	032		15 kg 33 lb	
5	M		4	g33	L 102x102x9.5	1	053		15 kg 34 lb	
5	D		8	mlv	PL 13x360	0	480		16 kg 49 lb	
5	E		8	mlw	PL 13x165	0	360		8 kg 13 lb	
5	F		4	mly	PL 13x375	0	780		30 kg 88 lb	

VERMONT
Agency of Transportation
X Approved — Rejected
— Furnish as Corrected — Revise & Resubmit
Douglas E. Bonneau — 12/10/12
Douglas E Bonneau, P.E. — Date
Structures Project Manager

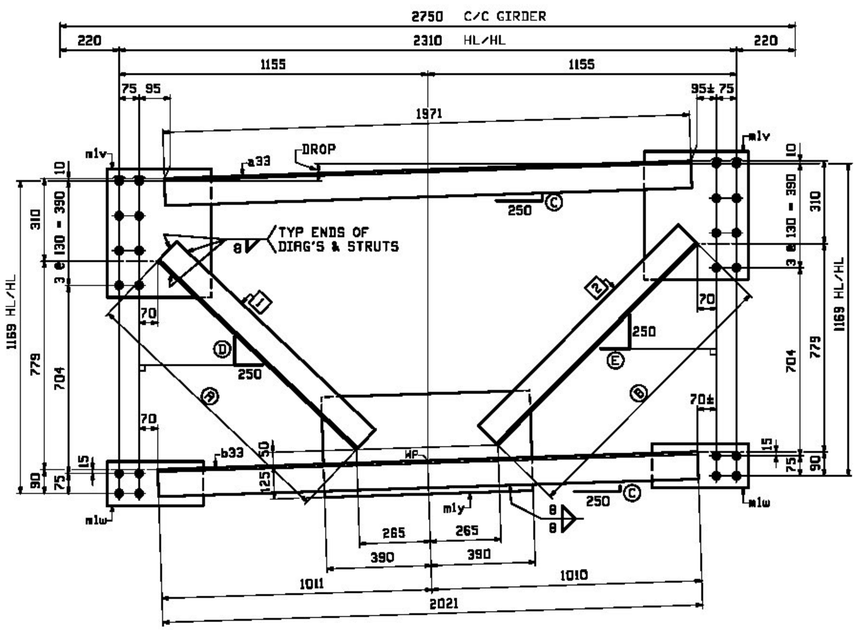

INT. CROSSFRAMES - MARK "A"

TYPE D6B

MARK "A"	QTY	DROP	Ⓐ	Ⓑ	Ⓒ	Ⓓ	Ⓔ	Ⓧ	Ⓨ	1	2
33CF1	2	66	1024	1061	8	237	248	2560	2619	c33	d33
33CF2	2	39	1032	1053	5	240	251	2572	2607	f33	g33

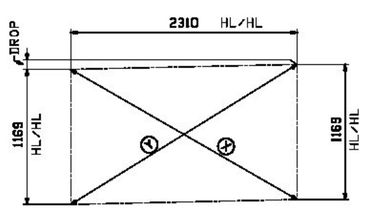

CROSS CHECK - MARK "A"

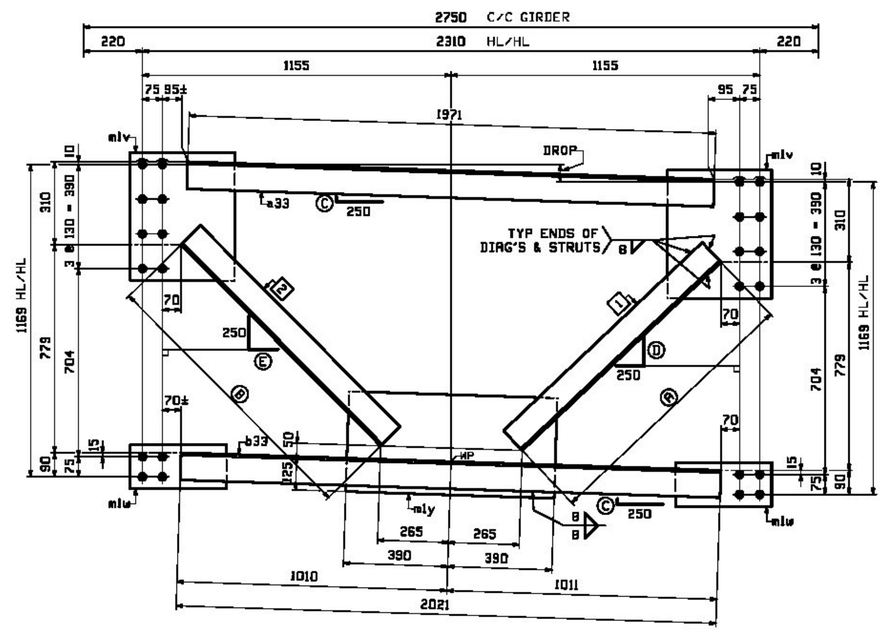

INT. CROSSFRAMES - MARK "B"

TYPE D6B

MARK "B"	QTY	DROP	Ⓐ	Ⓑ	Ⓒ	Ⓓ	Ⓔ	Ⓧ	Ⓨ	1	2
33CF3	2	66	1024	1061	8	237	248	2560	2619	c33	d33
33CF4	2	39	1032	1053	5	240	251	2572	2607	f33	g33

NOTE:
FOR GENERAL NOTES AND WELD TERMINATION DETAIL SEE DRAWING GN1.

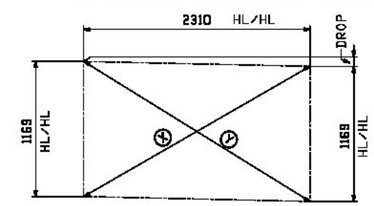

CROSS CHECK - MARK "B"

REV.	DATE	REMARKS	DWN	CHK	APVL	SHOP
0						

MATERIAL:	SURFACE PREP. & PAINT:	HOLES:	SHOP BOLTS:
M270M-345W	SEE DWG GN1	15/16" ø	NONE

DESCRIPTION: CROSSFRAMES

CASCO BAY STEEL STRUCTURES, INC.
1 WALLACE AVE. PHONE (207) 780-6722
SOUTH PORTLAND, ME 04106 FAX. (207) 780-6726
TEKNOR APEX

STRUCTURE:	VT 100 OVER LAMOILLE RIVER MORRISTOWN, VT LAMOILLE COUNTY STP F 029-1 (2) C/1	DRAWN: JTB	DATE: 08/21
		CHKD: PCP	DATE: 09/17
LOCATION:	MORRISTOWN, VT	JOB NO.	DWG NO.
PROJ NO.	STP F 029-1(2)C/1	521	33
CUSTOMER:	MINTERSET, INC.		REV. 0

X Reviewed — Furnish As Corrected
Rejected — Revise and Resubmit

This review is only for general conformance with the design concept and the information given in the Construction Documents. Corrections or comments made on the shop drawings during the review do not relieve the Contractor from compliance with the requirements of the Plans and Specifications. Review of a specific item shall not include review of an assembly of which an item is a component. The Contractor is responsible for dimensions to be confirmed and corrected at the job site; information that pertains solely to the fabrication process or to the means, methods, techniques, sequences and procedures of construction; coordination of the Work with that of other trades and performing all Work in a safe and satisfactory manner.

Date October 24, 2012
By D. Kull
McFarland Johnson