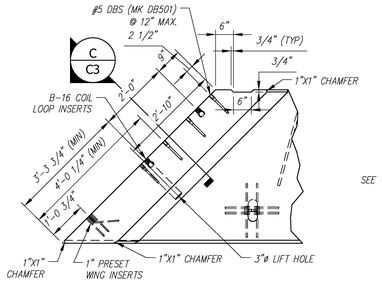


C C3

## 1 C3 ENLARGED PLAN

SCALE: 1/2" = 1'-0"

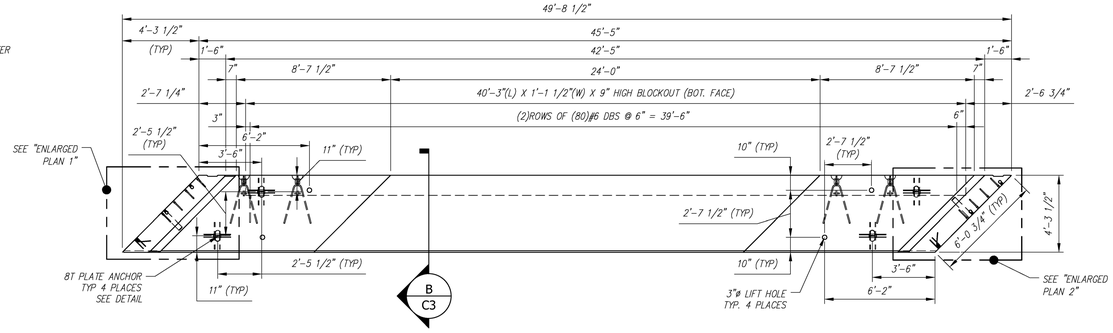


B C3

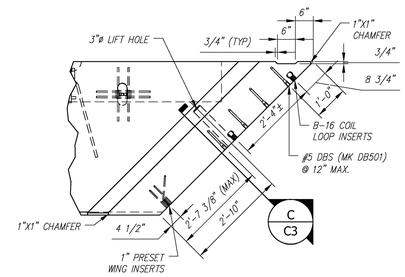


C C3

## 2 C3 ENLARGED PLAN

SCALE: 1/2" = 1'-0"

NOTES:
1. ALL REINFORCING TO BE STAINLESS (XM-28), EXCEPT ALL MECHANICAL SPLICERS (DBS/DI'S) OR TENSION BARS FOR 8T ERECTION ANCHORS TO BE EPOXY COATED.
2. COVER TO REINFORCING: SEE DETAILS
3. SILANE-SILOXANE TO BE APPLIED IN FIELD BY OTHERS.

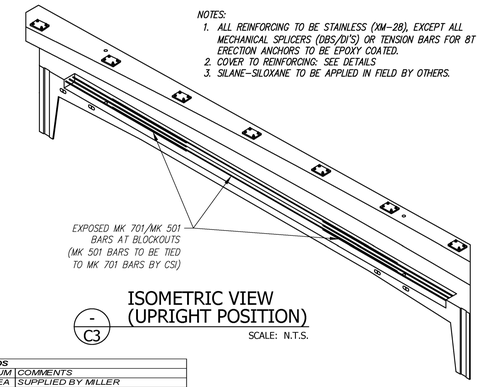


## - C3 ISOMETRIC VIEW (UPRIGHT POSITION)

SCALE: N.T.S.

Vermont Agency of Transportation
RECEIVED
ON: April 27, 2016
and Checked for
CONFORMANCE
BY: Rob Young DATE: 04/28/2016

| | |
|---|---|
| REVIEWED: | x |
| REVIEWED, REVISIONS NOTED: | |
| REVISE AND RESUBMIT | |
| NOT REVIEWED | |
| Date: 4/27/16 | |
| Signature: | |

Stantec

This review by Stantec Consulting Services Inc. is for the sole purpose of ascertaining conformance with the general design concept. This review shall not mean that Stantec Consulting Services Inc approves the detail design inherent in the shop drawings, responsibility for which shall remain with the Contractor. Submitting same, and such review shall not relieve the Contractor of his responsibility for errors or omissions in the shop drawing or of his responsibility for meeting all requirements of the Contract Documents. The contractor is responsible for dimensions to be confirmed and correlated at the job site, for information that pertains solely to the fabrication processes or to techniques of construction and installation and for coordination of the work of all subtrades.

A C3

## - C3 PLAN (CASTING POSITION)

SCALE: 1/4" = 1'-0"

NOTE: GUARDRAIL CURB WITH DBS LAYOUT NOT SHOWN FOR CLARITY. FOR DETAILS, SEE GUARDRAIL CURB PLAN AND ELEVATION.

A C3

| C3 - BILL OF MATERIALS / EMBEDS | | | | |
|---|---|---|---|---|
| CSI ID# | DESCRIPTION | QTY | UM | COMMENTS |
| SBO | B-16 COIL LOOP INSERTS | 8 | EA | SUPPLIED BY MILLER |
| DTJ | DBSAE #6 X 24" EPOXY | 106 | EA | DOWEL BAR SPLICER |
| DTJ | 8TON ERECTION ANCHOR GALV QL149G | 4 | EA | W/SHEAR PLATE & TENSION BAR |
| DTJ | 8TON PLATE ANCHOR GALV QL042G | 4 | EA | W/(4) #4 X 18" BARS |
| EM-00005 | 1" X 8" PRESET WING INSERTS | 4 | EA | |
| EM-00013 | DBSAE #5 X 18" EPOXY | 70 | EA | DOWEL BAR SPLICER |
| EM-00015 | DBSAE #6 X 18" EPOXY | 160 | EA | DOWEL BAR SPLICER |
| EM-00033 | 3" FOAM CORE PVC | 7 | FT | |
| DTJ | REBAR #4 STAINLESS (XM-28) | 236 | LB | |
| DTJ | REBAR #5 STAINLESS (XM-28) | 1105 | LB | |
| DTJ | REBAR #7 STAINLESS (XM-28) | 1553 | LB | |
| DTJ | REBAR #10 STAINLESS (XM-28) | 1549 | LB | |
| MX-FA5000SC30 | MIX DESIGN - FLY ASH 5000 SELF COMPACTIN | 12.13 | CY | |
| C3 GUARDRAIL CURB - BILL OF MATERIALS / EMBEDS | | | | |
| SBO | GUARDRAIL ANCHORAGE | 7 | EA | SUPPLIED BY MILLER |
| DTJ | DI # 6 X 24" EPOXY | 106 | EA | DOWEL IN |
| EM-00021 | DI #5 X 18" EPOXY | 54 | EA | |
| EM-00033 | 3" FOAM CORE PVC | 4 | FT | |
| DTJ | REBAR #5 STAINLESS (XM-28) | 637 | LB | |
| MX-FA5000SC30 | MIX DESIGN - FLY ASH 5000 SELF COMPACTIN | 5.50 | CY | |
| SHIP-LOOSE - BILL OF MATERIALS | | | | |
| EM-00021 | DI #5 X 18" EPOXY | 16 | EA | |
| DTJ | DI # 6 X 26" EPOXY | 160 | EA | DOWEL IN |

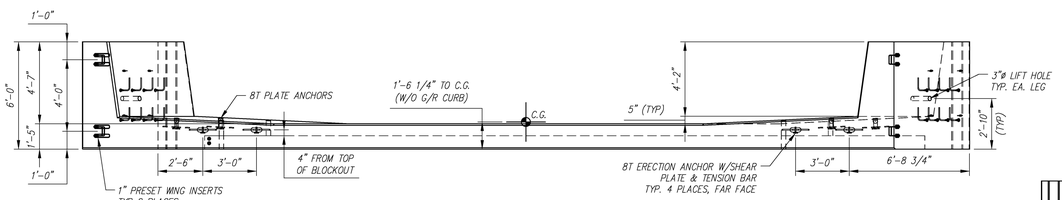


## A-A C3 ELEVATION

SCALE: 1/4" = 1'-0"

NOTE: GUARDRAIL CURB WITH DBS LAYOUT NOT SHOWN FOR CLARITY. FOR DETAILS, SEE GUARDRAIL CURB PLAN AND ELEVATION.

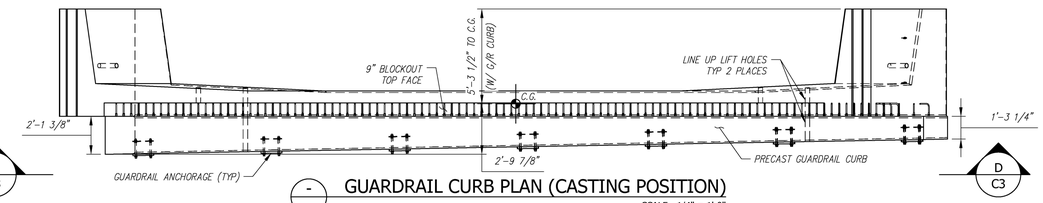


D C3

## - - GUARDRAIL CURB PLAN (CASTING POSITION)

SCALE: 1/4" = 1'-0"

D C3

ALL REBAR TO BE STAINLESS

| C3 Rebar Schedule | | | | |
|---|---|---|---|---|
| MK | | QTY | LENGTH | |
| 401A | #4 | 48 | 2'- 10" | |
| 401B | #4 | 10 | 5'- 8.5" | MAX |
| 402 | #4 | 28 | 5'- 8.5" | |
| | | | | |
| 501 | #5 | 6 | 30'- 0" | |
| 502 | #5 | 22 | 5'- 0" | |
| 503A | #5 | 58 | 3'- 11.5" | |
| 503B | #5 | 16 | 5'- 8.5" | MAX |
| 504 | #5 | 41 | 3'- 11" | |
| 505 | #5 | 12 | 24'- 0" | |
| | | | | |
| 701 | #7 | 24 | 20'- 10" | |
| 702 | #7 | 20 | 13'- 0" | |
| | | | | |
| 1001 | #10 | 10 | 36'- 0" | |

ALL REBAR TO BE STAINLESS

| C3 G/R Curb Rebar Schedule | | | | |
|---|---|---|---|---|
| MK | | QTY | LENGTH | |
| 505 | #5 | 14 | 24'- 0" | |
| 506 | #5 | 55 | 5'- 0" | MAX |

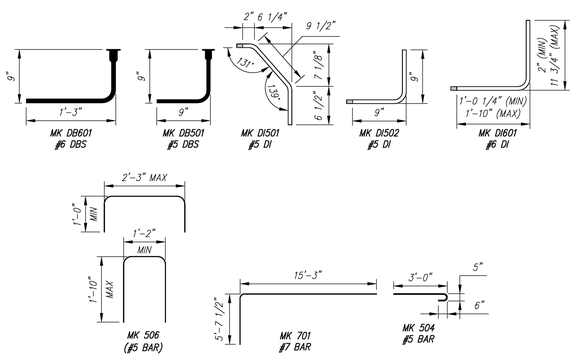


## - C3 BENDING SCHEDULE

SCALE: N.T.S.

COVER TO REINFORCING:
3" MIN (GUARDRAIL CURB)

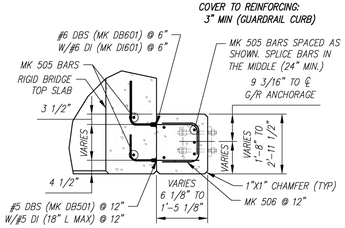


## E C3 GUARDRAIL CURB SECTION

SCALE: 1/2" = 1'-0"

*NOTE: #6 DBS INSERTS SHOWN IN THIS VIEW ARE ROTATED IN ONE DIRECTION, BUT ARE TO BE ROTATED IN OPPOSITE DIRECTION AS NEEDED WHEN IN CONFLICT WITH 9" HIGH BLOCKOUT.

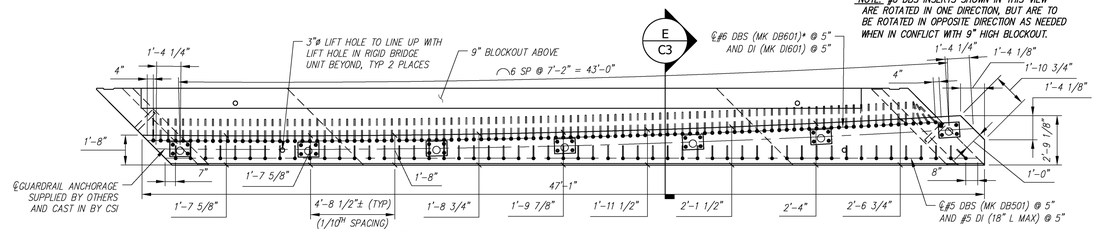


## D-D C3 GUARDRAIL CURB ELEVATION

SCALE: 1/4" = 1'-0"

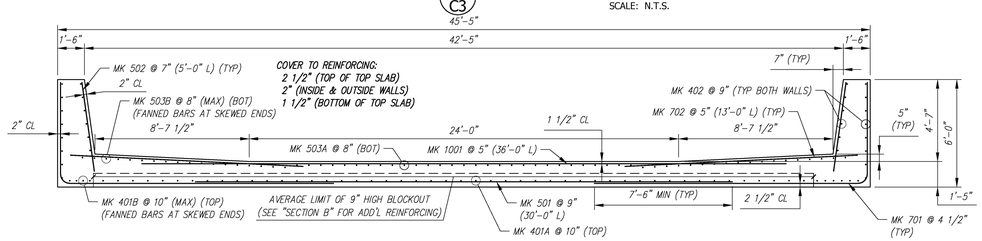


## - C3 TYPICAL RIGID BRIDGE REINFORCING SECTION

SCALE: 1/4" = 1'-0"

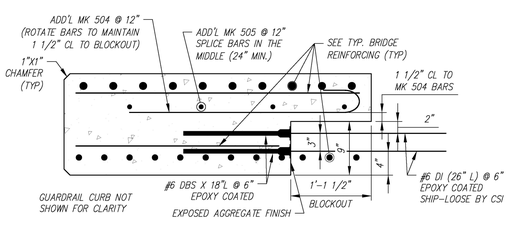


## B C3 SECTION

SCALE: 1" = 1'-0"

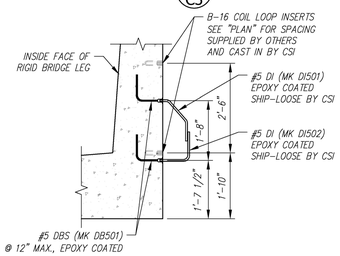


## C C3 SECTION

SCALE: 1/2" = 1'-0"

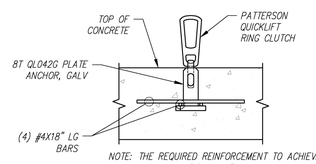


NOTE: THE REQUIRED REINFORCEMENT TO ACHIEVE 8T CAPACITY ARE (4) #4X18" LG REINFORCING BARS. TWO BARS ARE PLACED DIRECTLY ON THE BOTTOM PLATE AND THE OTHER TWO CRISSCROSS DIRECTLY ON TOP OF THE FIRST BARS. THESE MUST BE SECURED IN PLACE AND MAINTAIN CONTACT WITH THE PLATE.

## - C3 PLATE ANCHOR DETAIL

SCALE: 1/2" = 1'-0"

PIECE QUANTITY: 1 EACH
WEIGHT: 35.71 TONS

Contractor is to verify that all information shown on drawings has been thoroughly checked, complies with the contract documents and is adequate to meet the field conditions. Some dimensions and details may differ slightly from contract drawings to accommodate the manufacturing or design process. Approval of this drawing indicates that any deviation from the contract documents has been reviewed and found to be acceptable. Production will not commence until receipt of signed, approved shop drawings.

This drawing contains information proprietary to CONCRETE SYSTEMS, INC. This drawing is disclosed with the understanding that it will be retained in confidence and its use limited solely to the purpose for which it is disclosed. It is understood that no reproduction of this drawing is authorized without permission from CONCRETE SYSTEMS, INC. and that it will be returned to CONCRETE SYSTEMS, INC. upon request.

| Rev. | Date | DESCRIPTION | By |
|---|---|---|---|
| 10 | | | |
| 9 | | | |
| 8 | | | |
| 7 | | | |
| 6 | | | |
| 5 | | | |
| 4 | | | |
| 3 | | | |
| 2 | | | |
| 1 | | | |

REVISIONS

This drawing is based upon information provided from the following documents and/or sources:
Engineer: STANTEC CONSULTING SERVICES, INC.
Project No:
Drawings: PROJECT PLANS
Specifications:
Other Sources:

CSI Concrete Systems Inc.
9 Commercial St., Hudson, NH,03051
Phone 603-889-4163
Fax 603-889-2417

STATE AGENCY
VTrans Working to Get You There

| | | | |
|---|---|---|---|
| Drawn By | A KOSTENKO | Date | 04/22/2016 |
| Reviewed By | | Date | |
| Approved By | | Date | |

VTAOT PROJ. NO.: BRF 0151(21)

MILLER CONSTRUCTION, INC.
ROUTE 106 BRIDGE REPLACEMENT T.H. 61 (KENDALL ROAD)
WOODSTOCK, VT

D — RIGID BRIDGE SHOP DRAWING – C3 — REV 0
Drawing No. R-S22624-C3
Quantity: Project No: SHEET C3 OF