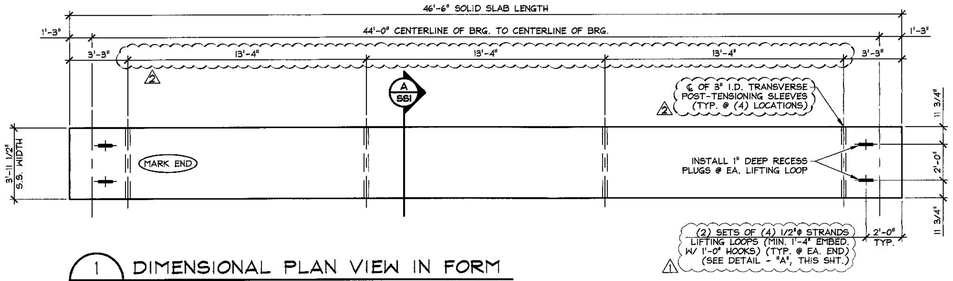

1 SS1 DIMENSIONAL PLAN VIEW IN FORM
1/4" = 1'-0"

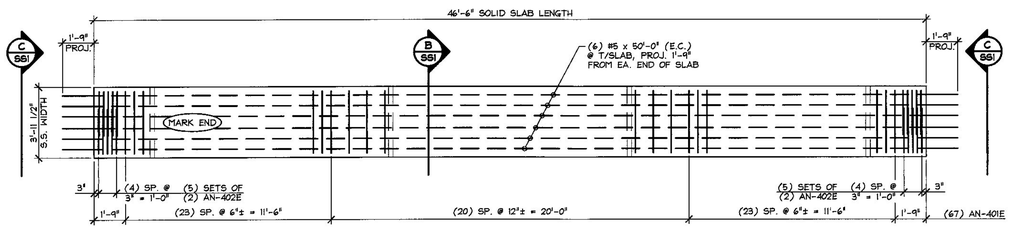

2 SS1 REINFORCING PLAN VIEW IN FORM
1/4" = 1'-0"

SHOP NOTE:
ADJUST REINFORCING AS REQUIRED TO CLEAR POST-TENSIONING SLEEVES.

Vermont Agency of Transportation
RECEIVED
ON: June 10, 2015
and Checked for
CONFORMANCE
BY: D. PETERSON DATE: 06/11/2015

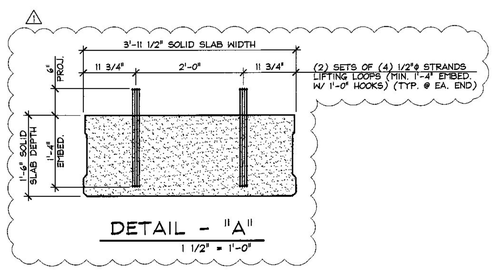

DETAIL - "A"
1 1/2" = 1'-0"

DETENSIONING SCHEDULE
N.T.S.

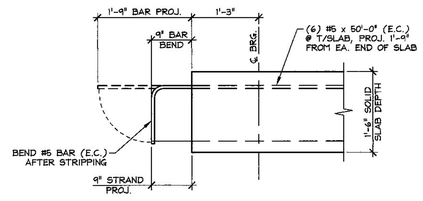

D SS1 PROJ. STRAND & BAR BEND DETAIL
3/4" = 1'-0"

MARK:	QTY.:	WT.:	VOL.:
AN-SS1	1	20.27 T	10.01 cy
AN-SS2	1	20.27 T	10.01 cy
AN-SS3	1	20.27 T	10.01 cy
AN-SS4	1	20.27 T	10.01 cy
AN-SS5	1	20.27 T	10.01 cy
AN-SS6	1	20.27 T	10.01 cy
AN-SS7	1	20.27 T	10.01 cy

MATERIAL LIST / SOLID SLAB

ITEM	MARK	DESCRIPTION	QTY./SLAB
1	AN-401E	#4 BENT BAR (LEVEL 1, EPOXY COATED)	67
2	AN-402E	#4 BENT BAR (LEVEL 1, EPOXY COATED)	20
3	AN-403E	#4 BENT BAR (LEVEL 1, EPOXY COATED)	8
4	AN-404E	#4 BENT BAR (LEVEL 1, EPOXY COATED)	4
5			
6		#5 x 50'-0" (LEVEL 1, EPOXY COATED)	6
7			
8			
9		SET OF (4) 1/2"ϕ STRAND LIFTING LOOPS	4
10			

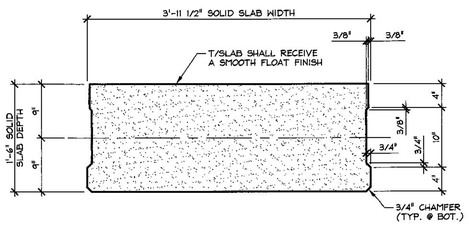

A SS1 DIMENSIONAL SECTION
1" = 1'-0"

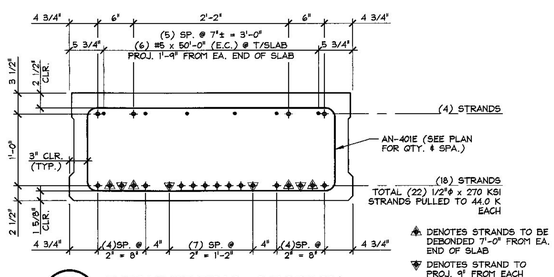

DENOTES STRANDS TO BE DEBONDED 7'-0" FROM EA. END OF SLAB
DENOTES STRAND TO PROJ. 9" FROM EACH END OF SLAB

B SS1 REINFORCING SECTION @ MID-SPAN
1" = 1'-0"

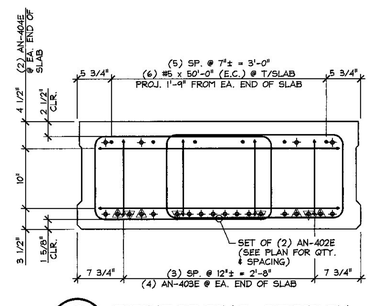

C SS1 REINFORCING SECTION @ SLAB END
1" = 1'-0"

△2 6-9-15 REVISE POST-TENSIONING
△1 6-1-15 REVISED AS NOTED

APPROVAL STAMP:
FOR DESIGN AND FABRICATION



DATE 6/10/15

J.P. CARRARA & SONS INC.
Precast & Prestress Manufacturer
2464 CASE STR., MIDDLEBURY, VERMONT 05753 Phone:(802)388-6361 Fax:(802)388-9010

RENAUD BROS, INC.
CONTRACTOR
VERNON, VERMONT

STATE OF VERMONT AGENCY OF TRANSPORTATION
COUNTY OF WINDSOR

DATE: MAY 6, 2015
SCALE: NOTED

TOWN OF ANDOVER
VT RTE 11, RURAL MINOR ARTERIAL
BRIDGE NO.: 41 PROJECT NO.: BHF 016-1(29)

CHKD: J.C. DFTM: B.L.
JOB NO: 23465-015

PRESTRESSED SOLID SLAB DETAILS

DWG. NO: SS1

F:\VT-Bridges\23465-15 Andover 4\123465-SS1.dwg, 6/9/2015 3:07:56 PM