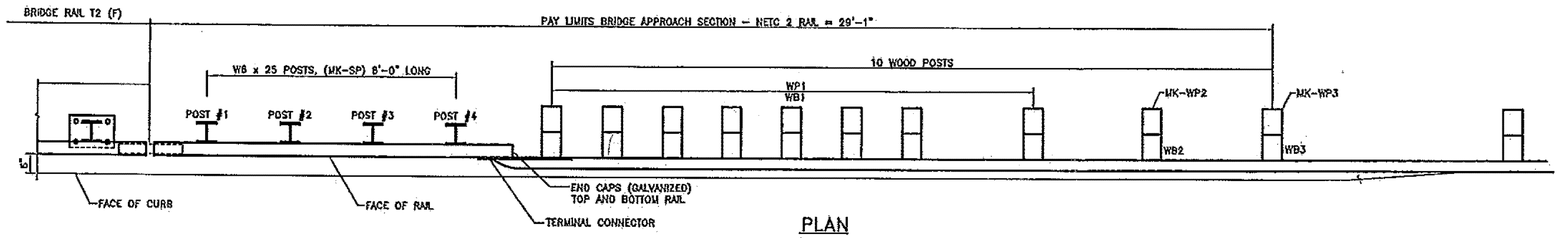

PLAN

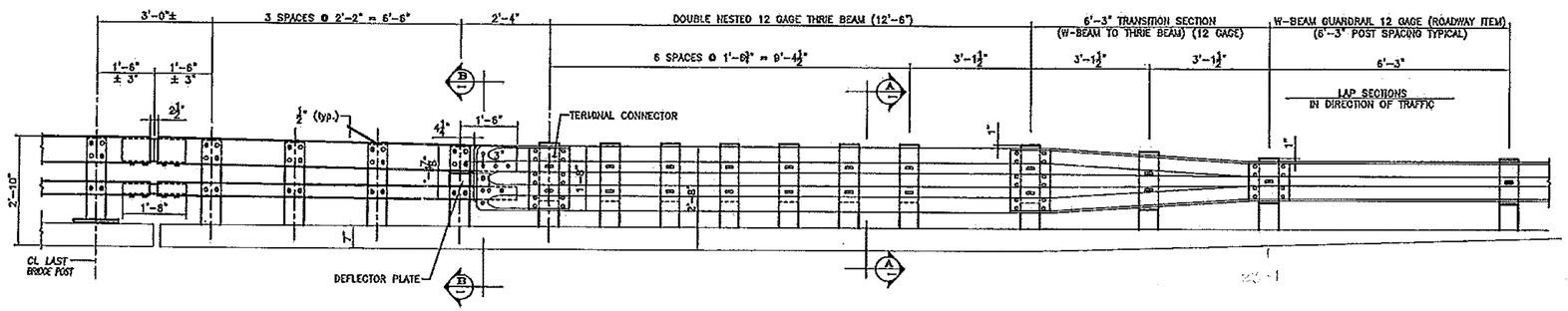

APPROACH RAIL ELEVATION
(TOTAL LIMIT ITEM 621.72 = 116.5 LF)

REVISE MATERIAL TYPE (REF. SHT 2)

BILL OF MATERIAL (4 APPROACHES)					
MK.	Qty.	Description	Size/Shape	Length Ft.-In.	Material
	4	UPPER APPROACH RAIL	TS 8x4x0.313"	9'-4"	A500 Gr. B
	4	LOWER APPROACH RAIL	TS 4x4x0.25"	8'-4"	A500 Gr. B
SP	16	STEEL POST	W6 x 25	6'-0"	A572 Gr. 50
WP1	32	WOOD POST	6" x 8"	7'-0"	TIMBER
WP2	4	WOOD POST	6" x 8"	7'-0"	TIMBER
WP3	4	WOOD POST	6" x 8"	7'-0"	TIMBER
WB1	32	WOOD BLOCK	6" x 8"	1'-6"	TIMBER
WB2	4	WOOD BLOCK	6" x 8"	1'-6"	TIMBER
WB3	4	WOOD BLOCK	6" x 8"	1'-2"	TIMBER
	4	ANGLED SPLICE TUBE FOR TS 8x4x0.313"			
	4	TUBE	TS 7x3x0.375"	1'-8"	A500 Gr. B
	8	WELDED LOCK NUTS	0.625"ø	---	A563 Gr. A
	4	SPLICE TUBE FOR TS 4x4x0.250"			
	4	TUBE	TS 3x3x0.313"	1'-8"	A500 Gr. B
	8	WELDED LOCK NUTS	0.625"ø	---	A563 Gr. A
	4	TERMINAL CONNECTOR	10 Ga.	2'-8"	M180
	4	CONNECTION PLATE	0.375" x 1'-8"	2'-3"	A709 Gr. 36
	4	END CAP FOR TS 8x4 RAIL TUBE			
	4	PLATE	0.188" x 4"	8"	A709 Gr. 36
	16	PLATE	0.125" x 1"	1"	A709 Gr. 36
	4	END CAP FOR TS 4x4 RAIL TUBE			
	4	PLATE	0.188" x 4"	4"	A709 Gr. 36
	16	PLATE	0.125" x 1"	1"	A709 Gr. 36
	2	DEFLECTOR PLATE (LEFT)	0.375"x4"	12.5"	A709 Gr. 36
	2	DEFLECTOR PLATE (RIGHT)	0.375"x4"	12.5"	A709 Gr. 36
	4	0.75"ø x 2" LG. ROUND HEAD BOLT W/NUT			A307
	4	THRIE TRANSITION PANEL	12 Ga.	7'-3.50"	M180 A2
	4	THRIE BEAM	12 Ga.	12'-6"	M180 A2
	92	0.75ø x 6" ROUND HEAD BOLT W/NUT & ROUND WASHER			A307
	8	0.625"ø x 20" LG. POST BOLT W/DBL RECESSED NUT, PLATE & ROUND WASHER			A307
	64	0.625"ø x 18" LG. POST BOLT W/DBL RECESSED NUT, PLATE & ROUND WASHER			A307
	32	0.625"ø x 1.75" LG. CAP SCREW W/WASHER			A325
	128	0.625"ø x 1.25" LG. PANEL SPLICE BOLT W/DBL RECESSED NUT			A307
	32	0.75" x 0.5" LG. (SCH 40) SPACER PIPE			A53

NOTES:

1. PAYMENT FOR GUARDRAIL APPROACH SECTION – GALVANIZED NETC 2 RAIL SHALL INCLUDE THE TERMINAL CONNECTOR, THE CONNECTION PLATE, THE DEFLECTOR PLATE, RAIL, POSTS, BLOCKS AND ATTACHMENT HARDWARE.

2. REFLECTIVE MATERIAL SHALL MEET REQUIREMENTS OF SUBSECTION 750.08 AND SHALL BE A 0.063" ALUMINUM BACKING WHITE OR YELLOW REFLECTOR. WHITE IS TO BE INSTALLED ON THE DRIVER'S RIGHT. FOR ONE-WAY BRIDGES, YELLOW IS TO BE INSTALLED ON THE DRIVER'S LEFT.

3. ALL APPROACH RAIL SPLICES SHALL BE LAPPED IN THE DIRECTION OF TRAFFIC FLOW.

4. ALL APPROACH RAIL MATERIALS, DIMENSION SIZES AND NOTES SHALL BE THE SAME AS THOSE OF THE BRIDGE RAIL, UNLESS OTHERWISE NOTED.

5. APPROACH RAIL BOLTS SHALL BE ASTM A307 GRADE A AND NUTS SHALL BE AASHTO M291 (ASTM 563 GRADE A OR BETTER (GALVANIZED). WASHERS SHALL BE ASTM F844.

6. WELD TOP SPLICE BAR TO FIT BEND. USE COMPLETE PENETRATION WELD (B-U2).

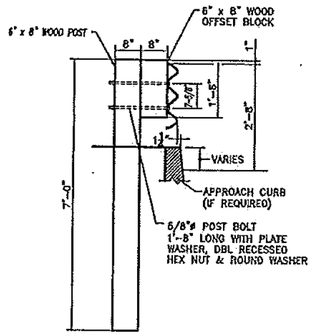

SECTION A–A

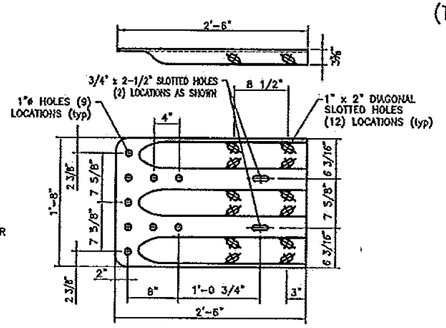

TERMINAL CONNECTOR
10 GAUGE (AASHTO M180 B2)

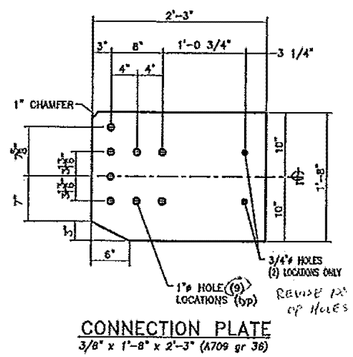

CONNECTION PLATE
3/8" x 1'-8" x 2'-3" (A709 gr 36)

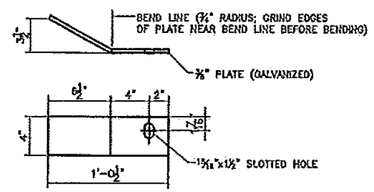

DEFLECTOR PLATE

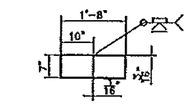

ANGLED RAIL TUBE SPLICE DETAIL

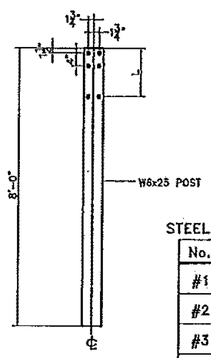

STEEL POST

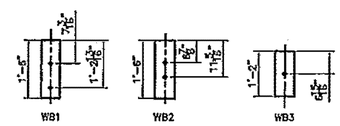

WOOD BLOCK DETAILS

STEEL POST CHART

No.	L
#1	1'-3.250"
#2	1'-3"
#3	1'-2.688"
#4	1'-2.375"

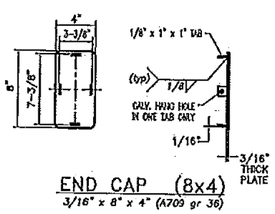

END CAP (8x4)
3/16" x 8" x 4" (A709 gr 36)

END CAP (4x4)
3/16" x 4" x 4" (A709 gr 36)

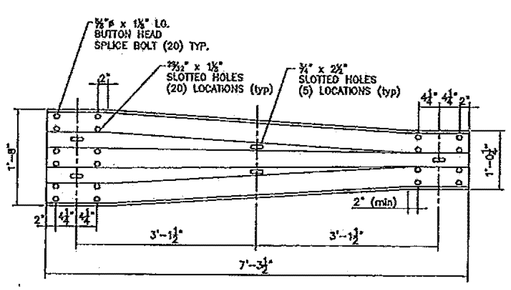

THRIE TRANSITION PANEL
12 GAUGE (AASHTO M180 A2)

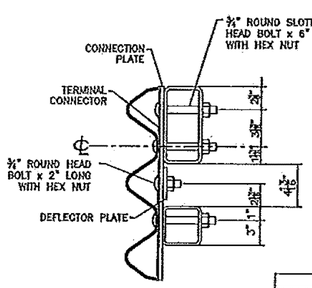

SECTION B–B

REVISIONS		
No.	Remarks	Date
0	Initial submittal	

APPROVED ☐ Approved as Noted ☒
Revise and Resubmit ☐ DISAPPROVED ☐

CHECKING IS ONLY FOR GENERAL CONFORMANCE WITH THE DESIGN CONCEPT OF THE PROJECT AND GENERAL COMPLIANCE WITH THE INFORMATION GIVEN IN THE CONTRACT DOCUMENTS. ANY ACTION SHOWN IS SUBJECT TO THE REQUIREMENTS OF THE PLANS AND SPESIFICATIONS. CONTRACTOR IS RESPONSIBLE FOR: DIMENSIONS WHICH SHALL BE CONFIRMED AND CORRELATED AT THE JOB SITE; FABRICATION PROCESSES AND TECHNIQUES OF CONSTRUCTION; COORDINATION OF HIS WORK WITH THAT OF ALL OTHER TRADES AND THE SATISFACTORY PERFORMANCE OF HIS WORK.

GREEN INTERNATIONAL AFFILIATES, INC.
CONSULTING ENGINEERS

CHECKED BY AZ DATE 8/11
SIGNED BY Michael [illegible] DATE 8/11

HIGHWAY SAFETY CORP
GLASTONBURY, CT
860-633-9445

ITEM 621.72 BRIDGE APPROACH RAIL
US RT 2 OVER EXISTING STREAM
TOWN OF CABOT–DANVILLE, VERMONT
PROJECT NUMBER: F EGC F 028-3(26)C/1

AISC CERTIFIED FABRICATOR

GENERAL CONTRACTOR
SUB CONTRACTOR F.R. LAFAYETTE, INC.
SHOP JOB NO. 1807
SHEET NO. 3 of 3

DRAWN	CHECKED	DATE	SCALE	SIZE
MHM	PAR	3-25-11	NONE	D