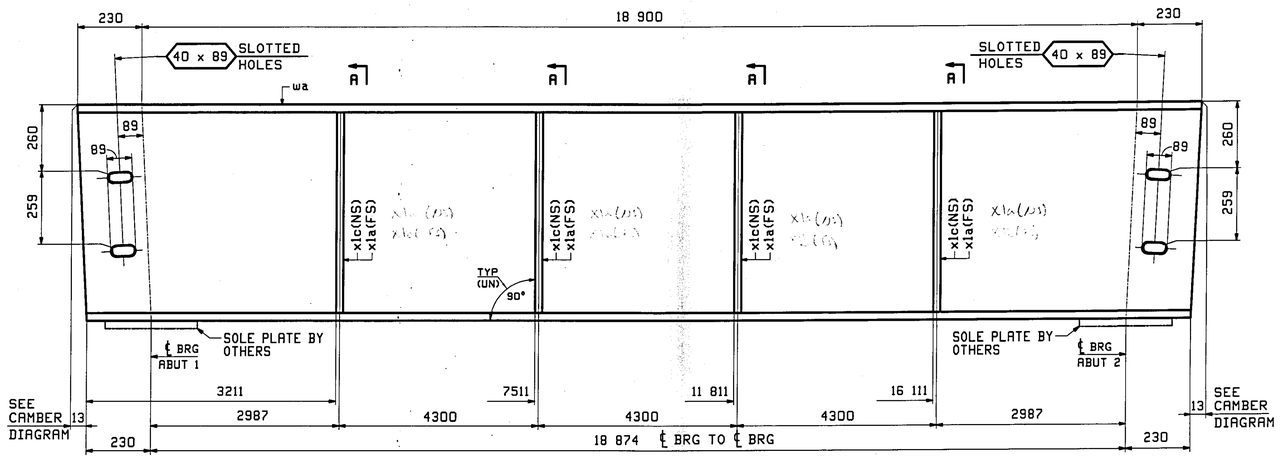

ONE - STRINGER - 2S2

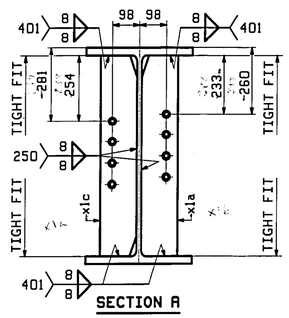

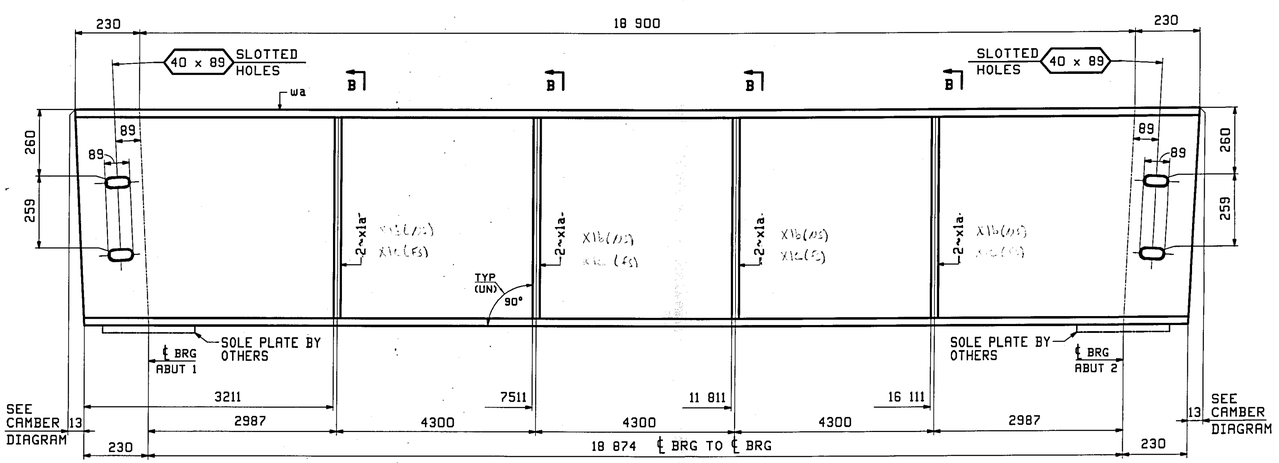

ONE - STRINGER - 2S3

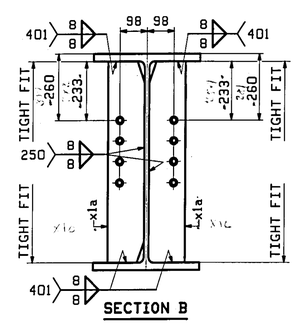

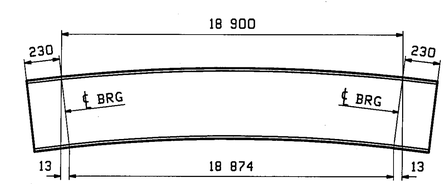

ORIENTATION DIAGRAM - 2S2 & 2S3
FOR CAMBER SEE DWG C1

ABM INFO		SHIP	BILL OF MATERIAL						JOB NO. 407	DRAWING NO. 2	REV.
PAGE	LINE	MARK	QTY	MARK	MATERIAL	LENGTH m	LENGTH mm	REMARKS	WT	PROCUREMENT NOTES	
		2S2	1		STRINGER				5052 kg 11137 lbs		
1	B		1	wa	W 760x257	19	360	M270M-345T2 (H2-3)			
1	E		4	x1a	PL 13x130	0	719				
1	E		4	x1c	PL 13x130	0	719				
		2S3	1		STRINGER				5052 kg 11137 lbs		
1	B		1	wa	W 760x257	19	360	M270M-345T2 (H2-3)			
1	E		8	x1a	PL 13x130	0	719				

REV.	DATE	REMARKS	DWN	CHK	APVL	SHOP
0				JUN 11 2009		

MATERIAL: M270M-345 (UN)	SURFACE PREP. & PAINT: AS NOTED ON GN1	HOLES: 15 16Ø (UN)	SHOP BOLTS: NONE
DESCRIPTION: STRINGERS - 2S2 & 2S3			

CASCO BAY STEEL STRUCTURES, INC.
75 SPRING HILL ROAD SACO, MAINE 04072
PHONE (207) 282-7360 FAX. (207) 282-1179
TENSOR 2980

STRUCTURE:	ROUTE NO: VT 15 BRIDGE NO: BR 67 COUNTY OF CALEDONIA	DRAWN: VWJ	DATE: 06/02
		CHKD: PCP	DATE: 06/06 2009
LOCATION:	TOWN OF HARDWICK	JOB NO.	DWG NO.
PROJ NO.	BHF 030 - 2 (18)S	407	2
CUSTOMER:	BLOW & COTE, INC.		REV. △

RECEIVED
CK'D BY D&K CK'D BY
JUN 15 2009
APPROVED As Noted
BY WJ SJ DATE 7/22/09

NOTES:
FOR STRINGER STANDARDS SEE DRAWINGS X1.
FOR CAMBER DIAGRAM SEE DRAWING C1.
FOR GENERAL NOTES & WELD PROCEDURES SEE DRAWING GN1.
H2-3 DENOTES MATERIAL SUBJECT TO CHARPY V-NOTCH TESTING.

VWJ Sat, Jun 6, 2009 07:32:21 AM /Users/John/2980/2 Rev0