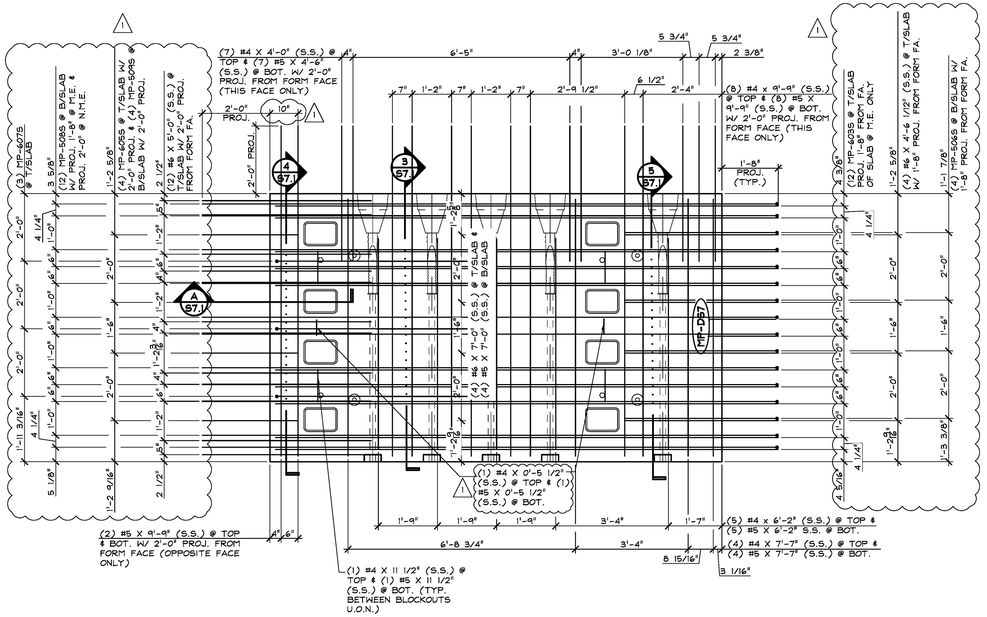

1 S7.1 REINFORCING PLAN VIEW IN FORM
1/2" = 1'-0"

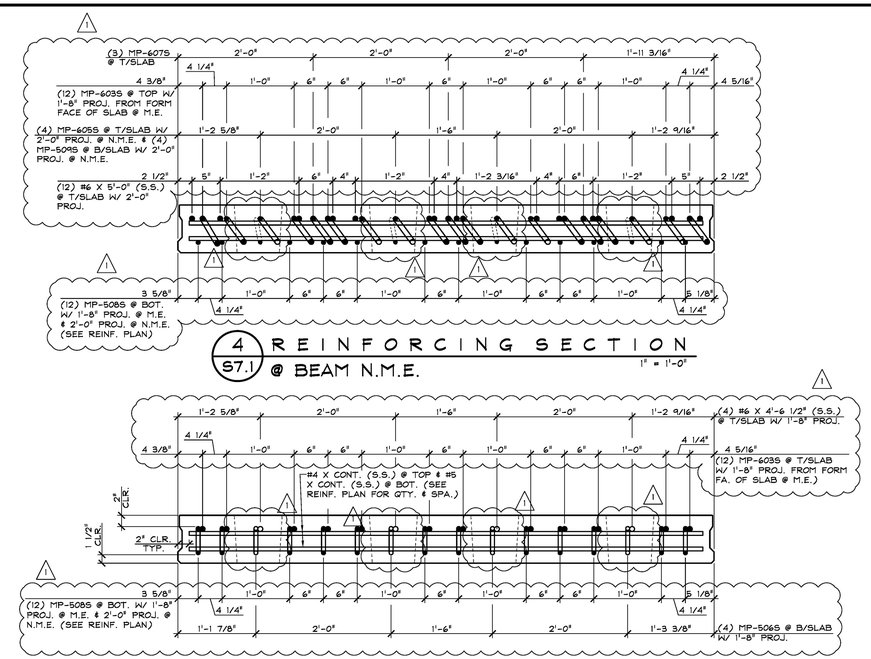

4 S7.1 REINFORCING SECTION @ BEAM N.M.E.
1" = 1'-0"

5 S7.1 REINFORCING SECTION @ BEAM M.E.
1" = 1'-0"

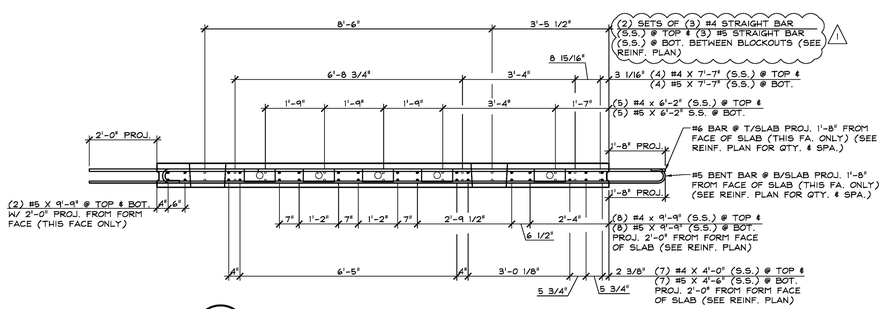

2 S7.1 REINFORCING ELEVATION
1/2" = 1'-0"

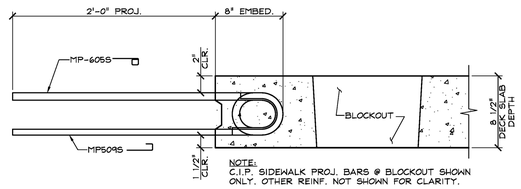

A S7.1 SECTION - "A"
1 1/2" = 1'-0"

SHOP NOTE:
F'c = 5,000 PSI
F'ci = 3,000 PSI
MIX # 445 MSCC (NO DCI)

SHOP NOTE:
SEE DRAWING 'S7' FOR ADDITIONAL REINF.

MARK: MP-DS7	QTY.: 1	WT.: 5.37 T	VOL.: 2.66 cy

MATERIAL LIST / DECK SLAB

ITEM	MARK	DESCRIPTION	QTY.
1			
2	MP-506S	#5 BENT BAR (STAINLESS STEEL)	4
3	MP-508S	#5 BENT BAR (STAINLESS STEEL)	12
4	MP-509S	#5 BENT BAR (STAINLESS STEEL)	4
5	MP-603S	#6 BENT BAR (STAINLESS STEEL)	12
6	MP-605S	#6 BENT BAR (STAINLESS STEEL)	4
7	MP-607S	#6 BENT BAR (STAINLESS STEEL)	3
8			
9		#4 X 0'-5 1/2" (STAINLESS STEEL)	2
10		#4 X 0'-11 1/2" (STAINLESS STEEL)	4
11		#4 X 4'-0" (STAINLESS STEEL)	7
12		#4 X 6'-2" (STAINLESS STEEL)	5
13		#4 X 7'-7" (STAINLESS STEEL)	4
14		#4 X 9'-9" (STAINLESS STEEL)	8
15		#5 X 0'-5 1/2" (STAINLESS STEEL)	2
16		#5 X 0'-11 1/2" (STAINLESS STEEL)	4
17		#5 X 4'-6" (STAINLESS STEEL)	7
18		#5 X 6'-2" (STAINLESS STEEL)	5
19		#5 X 7'-0" (STAINLESS STEEL)	4
20		#5 X 7'-7" (STAINLESS STEEL)	4
21		#5 X 9'-9" (STAINLESS STEEL)	16
22		#6 X 4'-6 1/2" (STAINLESS STEEL)	4
23		#6 X 5'-0" (STAINLESS STEEL)	12
		#6 X 7'-0" (STAINLESS STEEL)	4

1 11-2-17 REVISIONS SUBMITTAL #1 COMMENTS

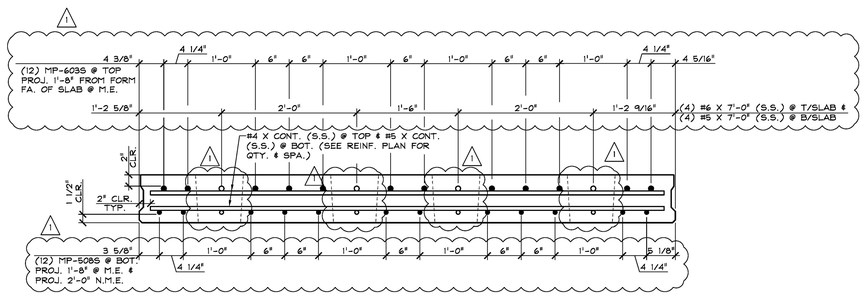

3 S7.1 REINFORCING SECTION @ MIDSPAN
1" = 1'-0"

APPROVAL STAMP:

APPROVED AS NOTED — review of shop drawings and/or procedures indicates concurrence with the information presented and does not relieve the Contractor or Fabricator of compliance with all specifications and code requirements	X
APPROVED AS NOTED	
REVISE AND RESUBMIT	
NOT REVIEWED	

Date: 2/14/18

By: [signature]

This review by Stantec Consulting Services Inc. is for the sole purpose of ascertaining conformance with the general design concept. This review shall not mean that Stantec Consulting Services Inc approves the detail design inherent in the shop drawings, responsibility for which shall remain with the Contractor. Submitting same, and such review shall not relieve the Contractor of his responsibility for errors or omissions in the shop drawing or of his responsibility for meeting all requirements of the Contract Documents. The contractor is responsible for dimensions to be confirmed and correlated at the job site, for information that pertains solely to the fabrication processes or to techniques of construction and installation and for coordination of the work of all subtrades.

J.P. CARRARA & SONS INC.
Precast & Prestress Manufacturer
2464 GASE STR., MIDDLEBURY, VERMONT 05753 Phone:(802)388-6361 Fax:(802)388-9010

CCS CONSTRUCTORS, INC.
CONTRACTOR
MORRISVILLE, VERMONT

Stantec

STATE OF VERMONT AGENCY OF TRANSPORTATION
COUNTY OF WASHINGTON

TOWN OF EAST MONTPELIER
VT ROUTE 14, MINOR ARTERIAL
BRIDGE NO.: 68 PROJECT NO.: BRF 037-1 (7)

PRECAST CONCRETE DECK SLAB DETAILS

DATE:	SEPT. 14, 2017
SCALE:	NOTED
CHKD: K.P.	DFTM: A.S.
JOB NO:	23515-017
DWG. NO:	S7.1