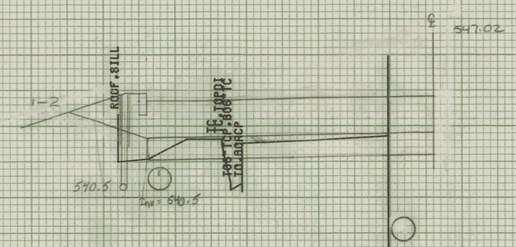


14+15 LT
Adjust Elev. of DI
New CI Cover w/ frame (Non-Govt. Part.)
End New 6"x50' Underdrain
w/ F.B @ 14+15 LT.

540

14+01 RT
End Retaining Wall WITH METAL HAND RAIL
Butt into existing wall
See Retaining Wall details, Sheet ——
END STRUCTURAL EXCAVATION.
END TOPSOIL.
END GRANULAR BACKFILL FOR STRUCTURES.
14+01.50 END METAL HANDRAIL.

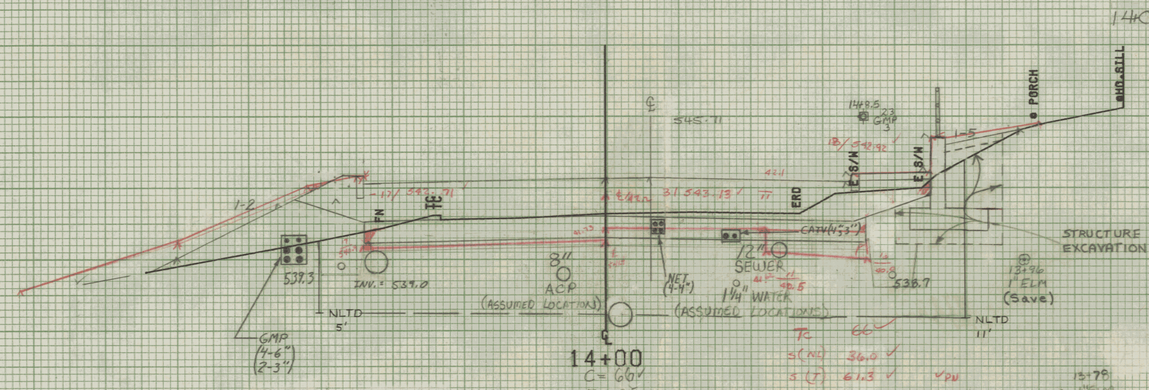


540

13+79
ELM
(Save)

13+73 RT
END STAIRWAY #5 FOOTING

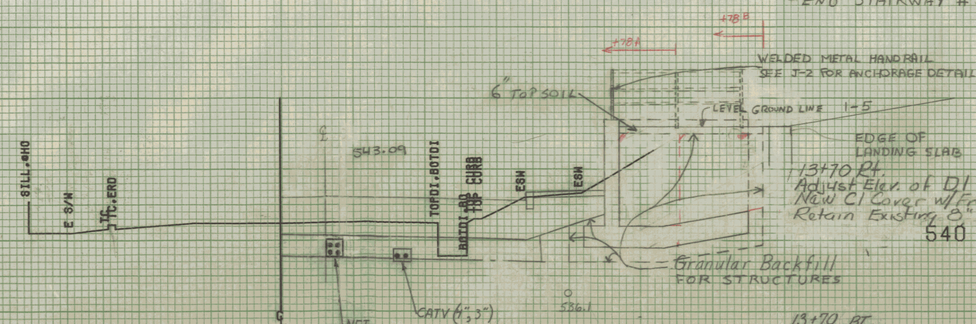


13+70 RT
Adjust Elev of DI
New CI Cover w/ Frame Non-Gov't. Part.
Retain Existing 8" Pipe

540

13+70 RT
BEGIN RETAINING WALL W/ METAL HAND RAIL

Pre-Cast
Pipe DI
@ 13+70
80' RT

Exact location of this DI to be determined by the Engineer.

13+69 RT
Begin Vertical Granite Curb

Plot Date 4-29-93
Plot Scale 1"=1.93'
Plan Date 2/03/93

SCALE 8 FEET

| | |
|---|---|
| FROM STA. 13+70 | TO STA. 14+15 |
| PROJECT NAME MONTPELIER | MAIN1 |
| NO. M6400(7) | PLOTTED 06/07/85 |
| SURVEYED BY KASTNER-MOREAU JUNE 1985 | |
| SHEET 15 OF 335 SHEETS | |