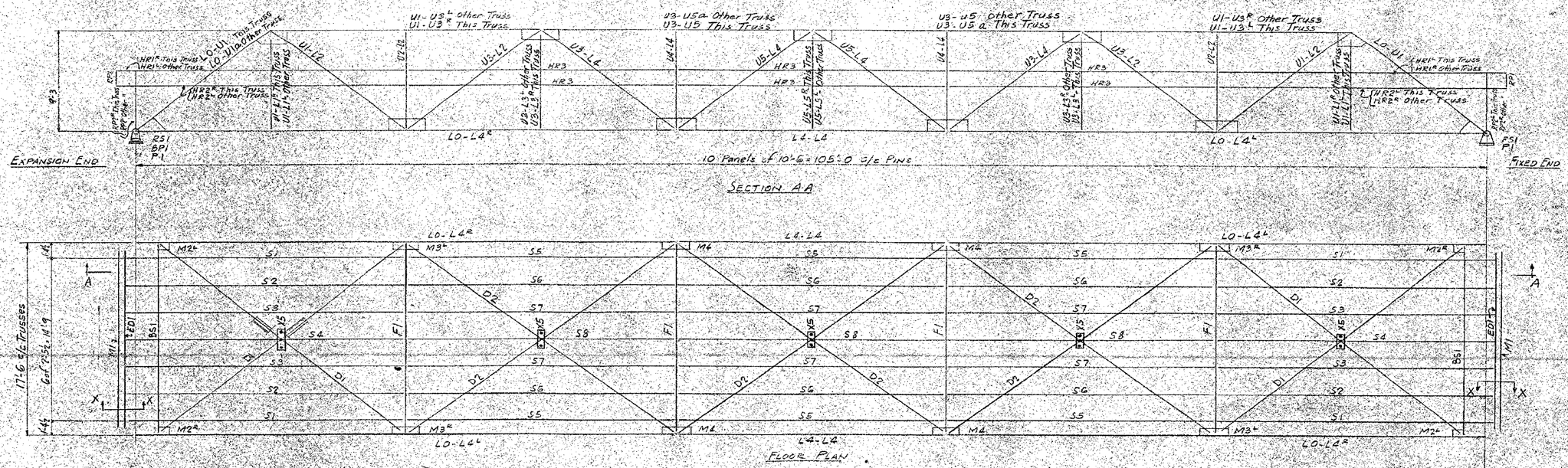

FLOOR PLAN

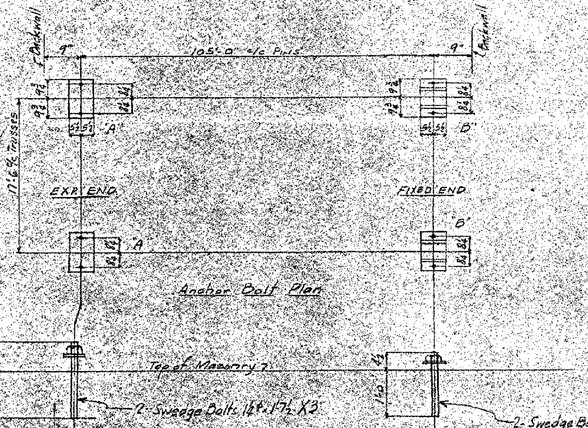

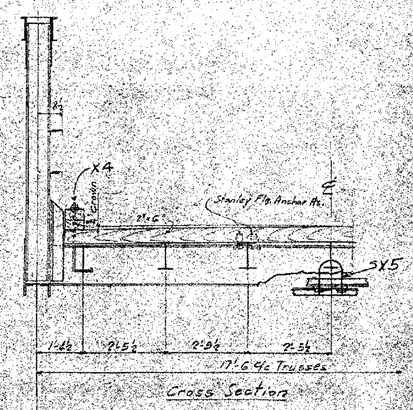

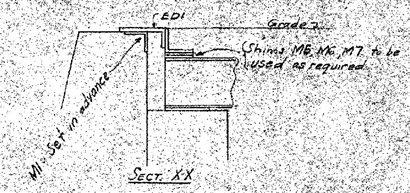

Sect. XX

Anchor Bolts furnished by A.B.Co. and set by Others.

Shims M5, M6, M7 to be used under End Dams as required to bring it to proper elevation. See Section XX

Shop Paint: One coat red lead & oil.

Field Paint: One coat red lead paint / One coat approved aluminum paint } Not furnished by American Bridge Co.

ERECTION DIAGRAM AND ANCHOR BOLT PLAN
CREAMERY BRIDGE
BRADFORD, VT.

DESIGNED AMERICAN BRIDGE COMPANY

DRAWINGS MADE AT Ambridge PLANT
WORK FABRICATED AT Elmira PLANT
IN CHARGE OF Wheeler
DRAW. MADE BY SWS DATE 10-19-56
DRAW. CHECKED BY JHK DATE 10/24/56

ORDER No. G5579 | SHEET No. E1

BRADFORD

PROJECT: BRADFORD	PROJECT NO.: STP 1447 (28)
DESIGN FILE NAME: 96j286/structures/s96j286ref.dgn	
IPARM FILE NAME: s96j286ref6.i	PLOT DATE: 22-NOV-2006
DESIGNED BY:	DRAWN BY: J. WHITE
SQUAD LEADER: C.P. WILLIAMS	CHECKED BY: M.FESSEL
REFERRENCE SHEET	SHEET: 58 OF 63