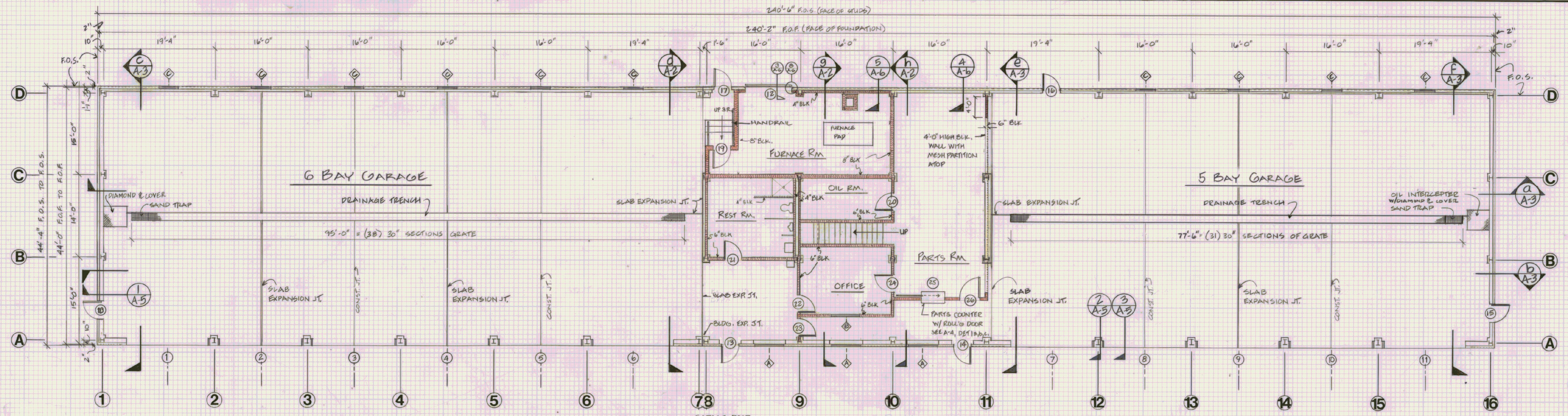

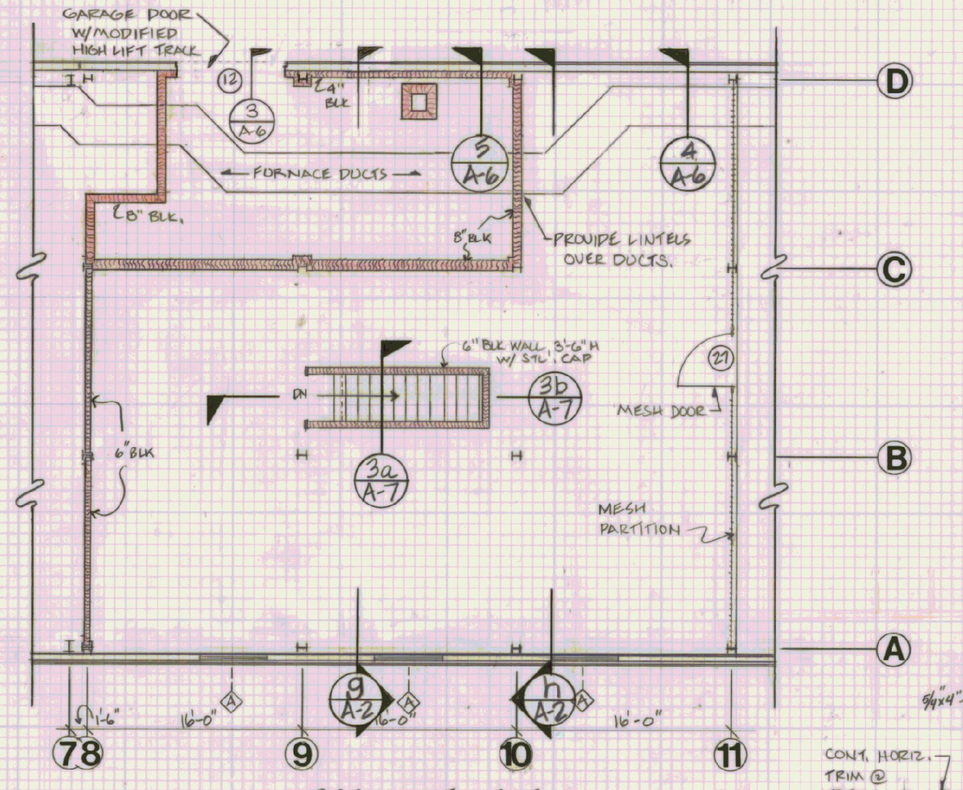

DOOR SCHEDULE

	NUMBER	ROUGH OPENING	SIZE W x H	TYPE	FIRE RATING	DOOR MATERIAL	FRAME MATERIAL	HARDWARE SET #	GLAZING REQUIR.	BUTTS	KICK PLATE	WTHR STRIP	CLOSER	REMARKS
GARAGE DOORS	1		14'-0" x 12'-0"	—	C	INSULATED WOOD	12" STEEL CHANNEL					ALL SIDES	ELECTRIC	OVERHEAD DOOR SERIES 72A W/ACRYLIC WINDOWS & FULL LOCK ROD.
	2		14'-0" x 12'-0"	—	C	"	"					"	"	
	3		14'-0" x 12'-0"	—	C	"	"					"	"	
	4		14'-0" x 12'-0"	—	C	"	"					"	"	
	5		14'-0" x 12'-0"	—	C	"	"					"	"	
	6		14'-0" x 12'-0"	—	C	"	"					"	"	
	7		14'-0" x 12'-0"	—	C	"	"					"	"	
	8		14'-0" x 12'-0"	—	C	"	"					"	"	
	9		14'-0" x 12'-0"	—	C	"	"					"	"	
	10		14'-0" x 12'-0"	—	C	"	"					"	"	
	11		14'-0" x 14'-0"	—	C	"	"					"	"	
	12		9'-0" x 8'-0"	—	C	INSULATED STEEL	10" STL. CH.					"	MANUAL	"
EXTERIOR DOORS	13		3'-0" x 7'-0"	A	C	INSULATED MTL	METAL		6" x 48" WIRE GL.	1½ PR.	34" x 8"	"	SARGENT 1250V PA X H. D.	THERMAL BREAK FRAME
	14		3'-0" x 7'-0"	A	C	"	"		"	"	"	"	"	"
	15		3'-0" x 7'-0"	A	C	"	"		"	"	"	"	"	"
	16		3'-0" x 7'-0"	A	C	"	"		"	"	"	"	"	"
	17		3'-0" x 7'-0"	A	C	"	"		"	"	"	"	"	"
	18		3'-0" x 7'-0"	A	C	"	"		"	"	"	"	"	"
INTERIOR DOORS	19		3'-0" x 6'-10"	C	B	HOLLOW MTL	METAL		—	1½ PR.	34" x 8"	NONE	SARGENT 1250V H.D.	
	20		3'-0" x 6'-10"	C	B	"	"		—	"	"	"	"	
	21		3'-0" x 6'-10"	C	C	"	"		—	"	"	"	SARGENT 1350	
	22		3'-0" x 6'-10"	B	C	"	"		6" x 48"	"	"	"	SARGENT 1350 W/H.O.	
	23		3'-0" x 6'-10"	B	B	"	"		"	"	"	"	"	
	24		3'-0" x 6'-10"	B	C	"	"		"	"	"	"	"	
	25		4'-0" x 3'-4"	—	—	WIRE & STL.	CONC. BLK.		—	TRACK	—	"	—	ROLLING DOOR W/PADLK.
	26		3'-6" x 6'-10"	B	B		STEEL		6" x 48"		40 x 8"	"		
	27		± 4'-0" x 6'-8"	D	—	MESH	STEEL		—		—	"		FIELD MEASURE R.O.

WINDOW SCHEDULE

NUMBER	QUANTITY	TYPE	FRAME MATERIAL	ROUGH OPENING	REMARKS
A	6	SLIDER	METAL	2'-11½" H x 4'-11⅛" W	ACORN
B	1	SLIDER	METAL	3'-4" H x 4'-8" W	WIRE GLASS SET IN SLID'G METAL FRAME W/LOCK
C	10	AWNING	METAL	2'-6½" H x 3'-4½" W	ACORN

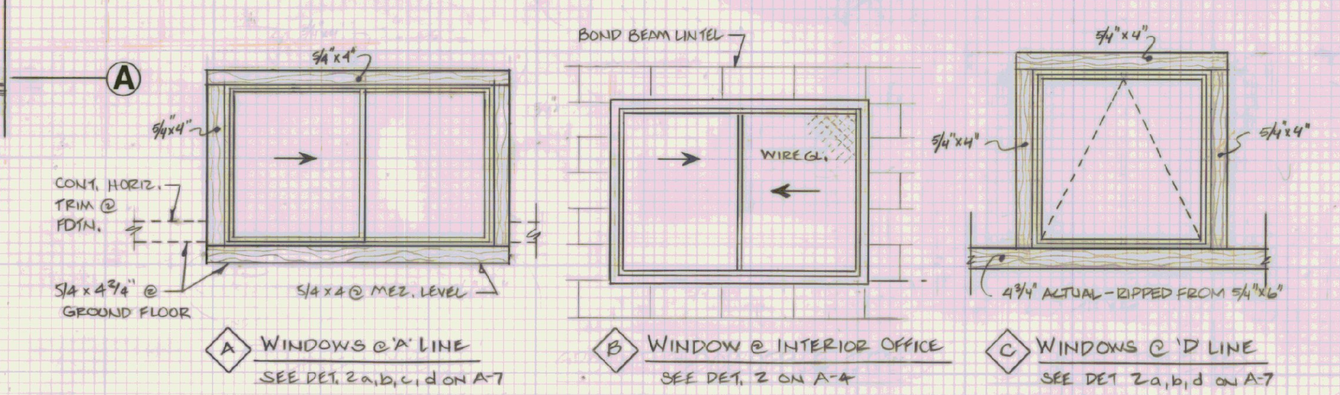

A WINDOWS @ 'A' LINE — SEE DET. 2a, b, c, d ON A-7

B WINDOW @ INTERIOR OFFICE — SEE DET. 2 ON A-4

C WINDOWS @ 'D' LINE — SEE DET 2a, b, d ON A-7

WINDOW TYPES

SCALE 1/2" = 1'-0"

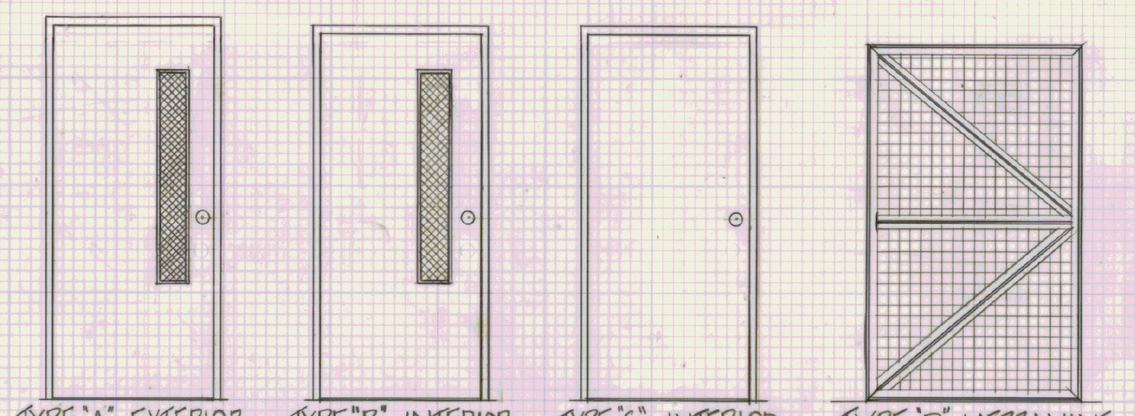

TYPE "A" - EXTERIOR — SEE A-7 DET. 1a, b, c, d

TYPE "B" - INTERIOR — SEE A-4 DET. 2 FOR DR. FRAME

TYPE "C" - INTERIOR — SEE A-4 DET 2 FOR DOOR FRAME

TYPE "D" - MEZZANINE — SEE A-4 DET. 3a & b

DOOR TYPES - PEOPLE DOORS

SCALE: 1/2" = 1'-0"

ISSUE RECORD

ISS. NO.	DATE	DESCRIPTION	NO. PGS.

STATE OF VERMONT
DEPARTMENT OF STATE BUILDINGS
AGENCY OF ADMINISTRATION
MONTPELIER, VERMONT

GROUND FLOOR & MEZZANINE LEVEL

AGENCY OF TRANSPORTATION
11 BAY MAINTENANCE GARAGE
DUMMERSTON, VERMONT DISTRICT 2

DATE: 1/86	SCALE: AS NOTED	REVISIONS: 03-10-86	DWG. NO. A-1
DRAWN BY: J.E. WINTER	APPROVED BY: F. PRATT		6 OF 21